

UNITED STATES
SECURITIES AND EXCHANGE COMMISSION
Washington D.C. 20549

FORM 8-K

CURRENT REPORT

PURSUANT TO SECTION 13 OR 15(d) OF
THE SECURITIES EXCHANGE ACT OF 1934

Date of Report (Date of earliest event reported): May 16, 2014

AVISTA CORPORATION

(Exact name of registrant as specified in its charter)

Washington

(State of other jurisdiction of
incorporation)

1-3701

(Commission
file number)

91-0462470

(I.R.S. Employer
Identification No.)

1411 East Mission Avenue, Spokane, Washington

(Address of principal executive offices)

99202-2600

(Zip Code)

Registrant's telephone number, including area code:

Web site: <http://www.avistacorp.com>

509-489-0500

(Former name or former address, if changed since last report)

Check the appropriate box below if the Form 8-K filing is intended to simultaneously satisfy the filing obligation of the registrant under any of the following provisions:

- Written communications pursuant to Rule 425 under the Securities Act (17 CFR 230.425)
- Soliciting material pursuant to Rule 14a-12 under the Exchange Act (17 CFR 240.14a-12)
- Pre-commencement communications pursuant to Rule 14d-2(b) under the Exchange Act (17 CFR 240.14d-2(b))
- Pre-commencement communications pursuant to Rule 13e-4(c) under the Exchange Act (17 CFR 240.13e-4(c))

Section 7 – Regulation FD Disclosure

Item 7.01 Regulation FD Disclosure.

On May 18, 2014 through May 20, 2014, management of Avista Corporation (Avista Corp.) will be participating in meetings with investors and analysts at the American Gas Association Financial Forum in Miami, Florida. The same business update presentation will be used at all of the meetings. A copy of the business update presentation is furnished as Exhibit 99.1 and is available in the “Investors” section of Avista Corp.’s website at <http://investor.avistacorp.com/phoenix.zhtml?c=97267&p=irol-calendarpast>.

As part of this update, Avista Corp. expects to confirm earnings guidance for 2014. The 2014 earnings guidance was included in Avista Corp.’s first quarter of 2014 earnings release furnished on Form 8-K on May 7, 2014. The 2014 earnings guidance is subject to the risks, uncertainties and other factors set forth or referred to in such earnings release and the Company’s annual report on Form 10-K for the year ended December 31, 2013 and quarterly report on Form 10-Q for the quarter ended March 31, 2014.

The information in this report, including Exhibit 99.1, shall not be deemed “filed” for purposes of Section 18 of the Securities Exchange Act of 1934, nor shall it be incorporated by reference in any filing under the Securities Act of 1933, except as shall be expressly set forth by specific reference in such filing.

Section 9 - Financial Statements and Exhibits

Item 9.01 Financial Statements and Exhibits.

(d) Exhibits

99.1 Business update presentation dated May 16, 2014, which is being furnished pursuant to Item 7.01.

The inclusion in this Current Report or in Exhibit 99.1 of a reference to Avista Corp.’s Internet address shall not, under any circumstances, be deemed to incorporate the information available at such Internet address into this Current Report. The information available at Avista Corp.’s Internet address is not part of this Current Report or any other report furnished or filed by Avista Corp. with the Securities and Exchange Commission.

SIGNATURES

Pursuant to the requirements of the Securities Exchange Act of 1934, the registrant has duly caused this report to be signed on its behalf by the undersigned thereunto duly authorized.

AVISTA CORPORATION

(Registrant)

Date: May 16, 2014

/s/ Marian M. Durkin

Marian M. Durkin

Senior Vice President, General Counsel
and Chief Compliance Officer



AGA Financial Forum

May 2014



NYSE: AVA


www.avistacorp.com

Disclaimer

All forward-looking statements are Avista management's present expectations of future events and are subject to a number of factors and uncertainties that could cause actual results to differ materially from those described in the forward-looking statements.

For more information on such factors and uncertainties, consult Avista's most recent form 10-K and 10-Q, which are available on our website at avistacorp.com

A core utility business with growth platforms



We are an industry leader with a 125-year history of service, trust, innovation and collaboration

Avista Utilities

Regulated electric and natural gas operations
Serves customers in Washington, Idaho and Oregon
Contributes to over 90% of earnings

Ecova

Energy sustainability and management company
Serves 700+ national customers and 50+ utilities

Other Businesses

Strategic investments for growth
Includes certain corporate costs

Key drivers to building value

Projecting earnings growth of 4% to 5%

| | |
|-------------------------|---|
| Avista Utilities | <ul style="list-style-type: none">▪ 5% to 6% rate base growth through investment in our utility system▪ Load growth ~1% + opportunity in other value added services▪ Opportunity for additional selective utility acquisitions▪ Attractive dividend growth of 4% to 5% |
| Ecova | <ul style="list-style-type: none">▪ Strong earnings growth▪ Opportunity for monetization |
| Other Businesses | <ul style="list-style-type: none">▪ Exploring new growth opportunities<ul style="list-style-type: none">▫ Investments in LNG |

*Reliably building value for our customers,
investors, communities and employees*

Strong foundation and deep dedication to accomplish great things

Providing safe and reliable service for over 125 years

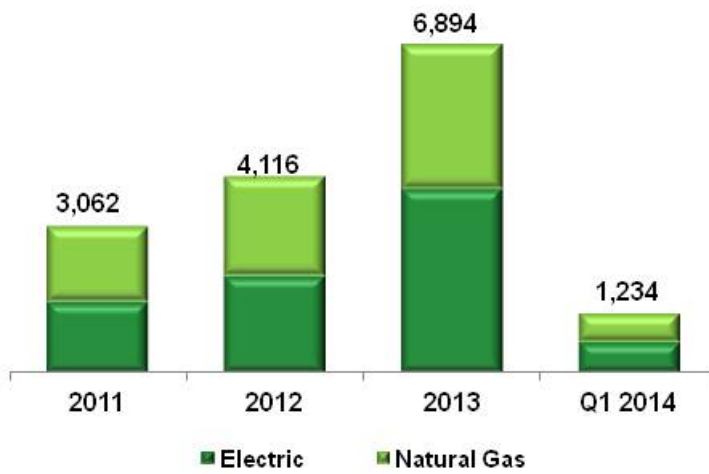
- Serves electric and natural gas customers
 - 30,000 square mile service territory
 - Service area population 1.5 million
 - 367,000 electric customers
 - 326,000 natural gas customers
- Strong customer focus
 - 90% percent or better customer satisfaction ratings every year since 1999
- Invested in the community we serve
 - Over 46,000 employee volunteer hours in 2013
 - \$1.5 million in charitable giving through Avista and the Avista Foundation in 2013



Growing customer base

Projected annual customer growth ~1%

Increase in Customers Served




2013 retail revenue by customer class

- Residential 51%
- Commercial 38%
- Industrial 11%

Well positioned with a clean mix of generation resources

Founded on clean, renewable hydropower

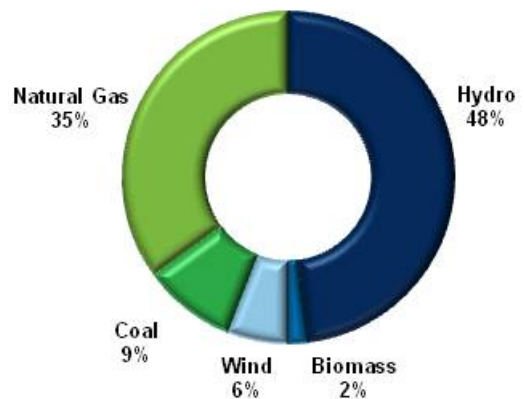
- Strategy is to control a portfolio of resources that responsibly meet our long-term energy needs
- Long resources until 2020
 - Plan to add two 83 MW single-cycle CTs, by the beginning of 2020 and the end of 2023
- Exceeds Washington state's 15% Renewable Portfolio Standard



Noxon Rapids Dam

Electricity Generation Resource Mix*

As of Dec. 31, 2013

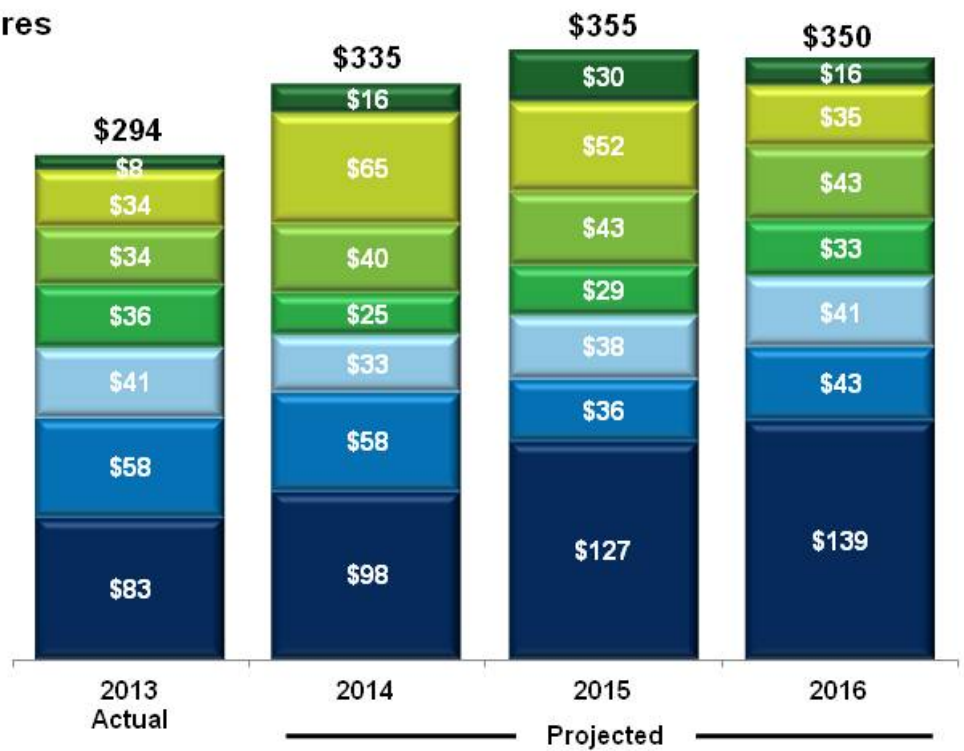


*Based on maximum capacity

Modernizing facilities and technology

Utility Capital Expenditures (\$ millions)

- Environmental
- Generation
- Gas
- Other*
- Growth
- Enterprise Technology
- T&D



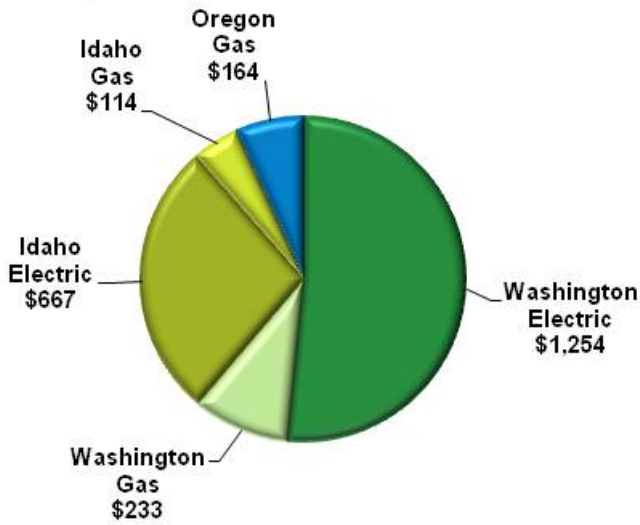
*Other includes Facilities and Fleet

Investment in our utility system driving growth

5% to 6% rate base growth

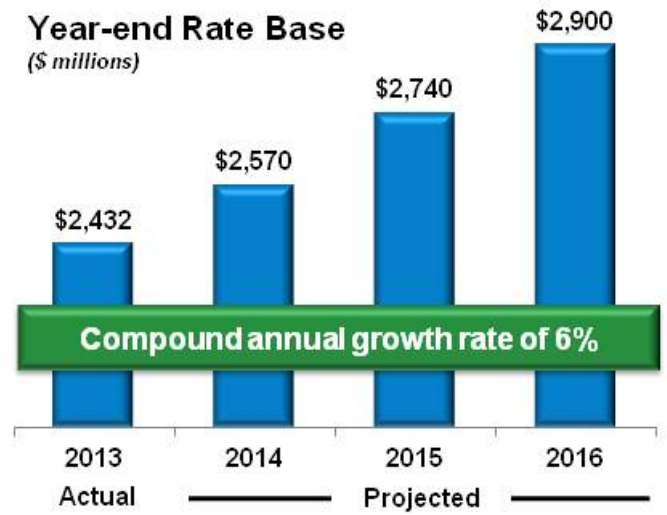
2013 Rate Base by Jurisdiction

(\$ millions)



Year-end Rate Base

(\$ millions)



AERC* acquisition – one gateway to new growth

- Expected to close by July 1, 2014
- Purchase price \$170 million, less the assumption of debt and other closing adjustments
- Funded primarily through the issuance of Avista common stock to AERC shareholders
- Slightly accretive to earnings per share in 2015



Juneau, Alaska

| | |
|--------------------------|----------------|
| Total Revenues | \$42.6 million |
| Total Rate Base | \$109 million |
| Approved ROE | 12.875% |
| Approved Equity Ratio | 53.8% |
| Number of Employees | 60 |
| Number of Customers | 16,000 |
| Name Plate Capacity (MW) | 196.6 |
| Hydro | 102.7 |
| Diesel | 93.9 |

As of March 31, 2014

*AERC – Alaska Electric Light & Power Company

Steady earnings growth

Projecting growth of 4% to 5% per year

Consolidated Diluted Earnings per Share



| Guidance by Segment | |
|---------------------|-------------------|
| Avista Utilities* | \$1.68-\$1.82 |
| Ecova | \$0.12-\$0.16 |
| Other | \$(0.03)-\$(0.01) |

Guidance generally includes only normal operating conditions and does not include unusual items such as settlement transactions, impairments, or acquisitions and dispositions until the effects are known and certain.

* Expect to be near the upper end of the range, including the impacts of the Energy Recovery Mechanism in WA. It does not include any impact from the planned acquisition of AERC.

Driving effective regulatory outcomes

Washington



- Filed general rate case Feb. 4, 2014, designed to increase electric base revenues by 3.8% or \$18.2 million and natural gas base revenues by 8.1% or \$12.1 million with proposed rates effective Jan. 1, 2015
- Based on 49% equity ratio and 10.1% return on equity

Idaho



- Currently evaluating the need to file a general rate case in 2014

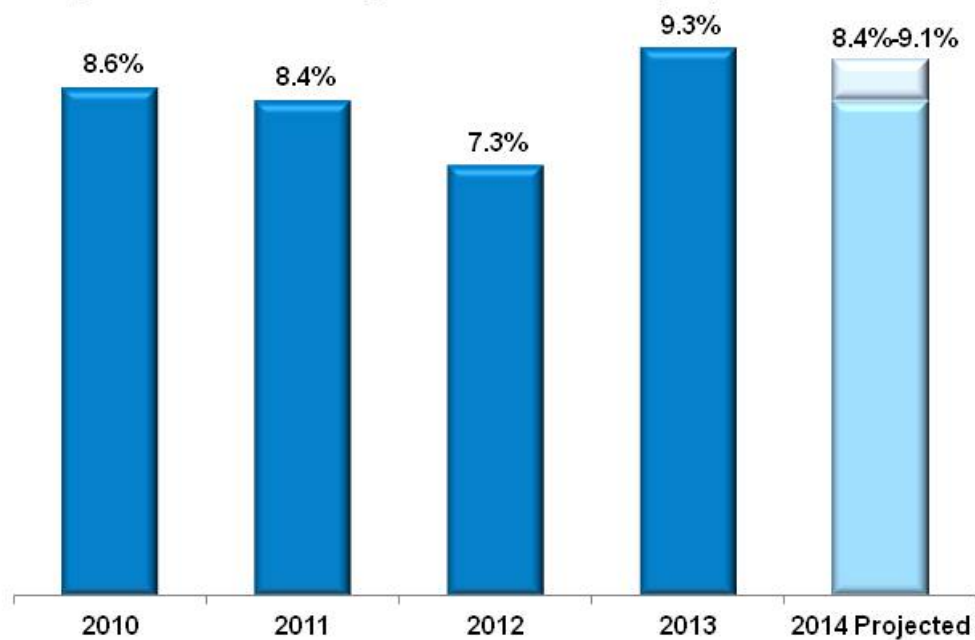
Oregon



- On Jan. 22, 2014, the Oregon Public Utilities Commission approved an all-party settlement agreement with new rates implemented in two phases
- Natural gas increase of 4.4% or \$3.8 million on Feb. 1, 2014, and 1.6% or \$1.35 million on Nov. 1, 2014
- Based on 48% equity ratio and 9.65% return on equity

Strong utility returns

Utility Return on Average Shareholder Equity



Authorized Return on Equity by Jurisdiction

| | |
|------------|-------|
| Washington | 9.80% |
| Idaho | 9.80% |
| Oregon | 9.65% |

Prudent balance sheet and liquidity

\$279.4 million of available liquidity as of March 31, 2014

No significant maturities until 2018

(\$ millions)



Represents long-term debt maturities only through 2024

Consolidated Capital Structure

March 31, 2014



| Healthy Credit Rating* | S&P | Moody's |
|--------------------------------|--------|---------|
| Corporate Credit/Issuer Rating | BBB | Baa1 |
| Senior Secured Debt | A- | A2 |
| Outlook | Stable | Stable |

*A security rating is not a recommendation to buy, sell or hold securities.

Maintaining appropriate capital structure

| | Expected Issuance | | Cash |
|--------------------------------|-------------------|---------|----------|
| | Equity | Debt | |
| Avista Corp.* | \$145 M | \$190 M | \$60 M |
| Avista Utilities (stand alone) | \$75 M | \$100 M | \$50 M** |
| AERC*** | \$70 M | \$90 M | \$10 M |

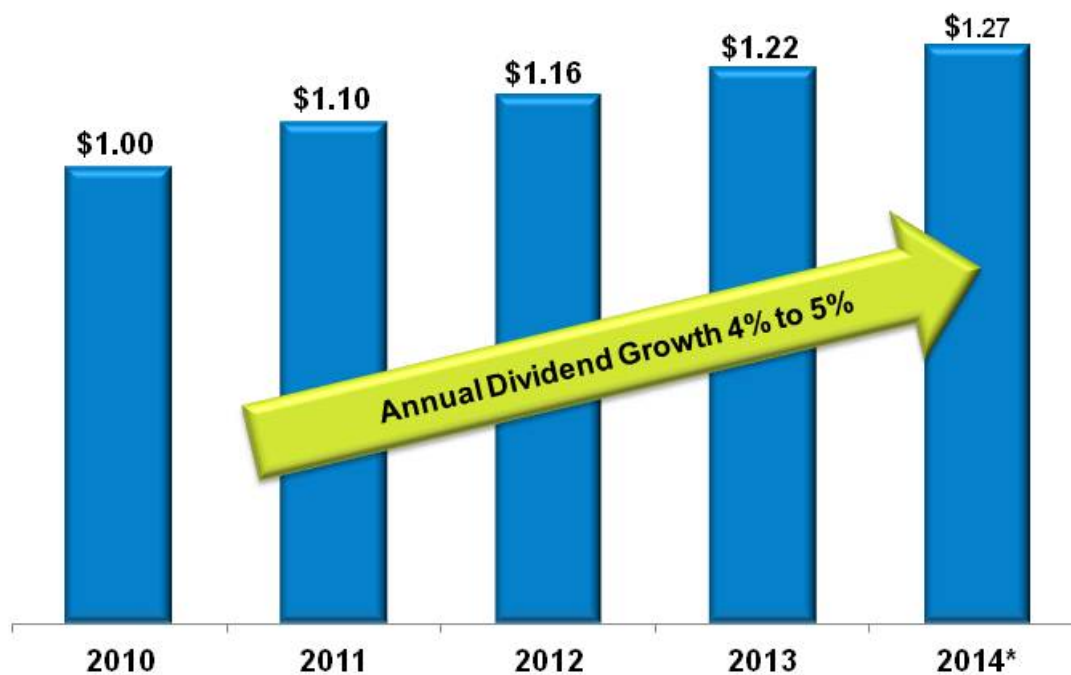
* Expect to issue approximately \$145 million of common stock related to closing the planned acquisition of AERC

** Included in 2014 liquidity estimates is approximately \$50 million of lower tax payments due to the planned adoption of federal tax tangible property regulations

*** Rebalancing of the consolidated capital structure at AERC

Attractive and growing dividend

Dividend growth expected to keep pace with long-term earnings growth



* Current Quarterly Dividend of \$0.3175 Annualized

Ecova's contribution to growth

ecovā™

Total energy and sustainability management



AVISTA

Providing energy efficiency and cost management



- Industry pioneer, founded in 1995
- Headquartered in Spokane, Wash.
- Over 1,500 employees
- 80.2% owned by Avista Corp.
- We are in the process of exploring the possibility of selling our interest in Ecova

Expense & Data Management Services

- Utility Bill Processing & Analysis
- Telecom Lifecycle Management
- Financial Planning/Budgeting
- Real Estate Owned

Energy Management Services

- Energy Supply Management
(including Procurement, Conservation & Performance Reporting)
- Facility Optimization
(including Continuous Monitoring)
- Sustainability
(including Carbon & Waste Management)
- Utility Energy Efficiency Programs

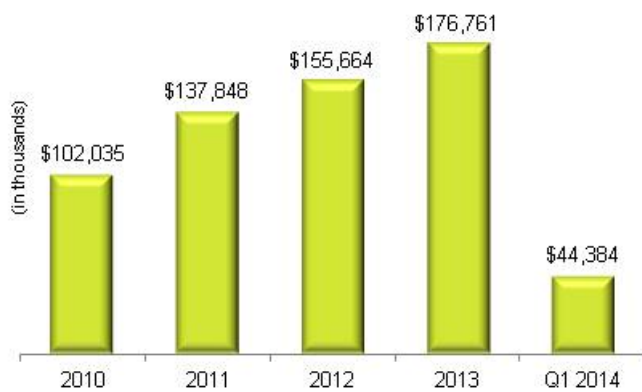
Ecova's customer retention rate at 97%

Manages over 720,000 billed sites totaling about \$22B in expenditures



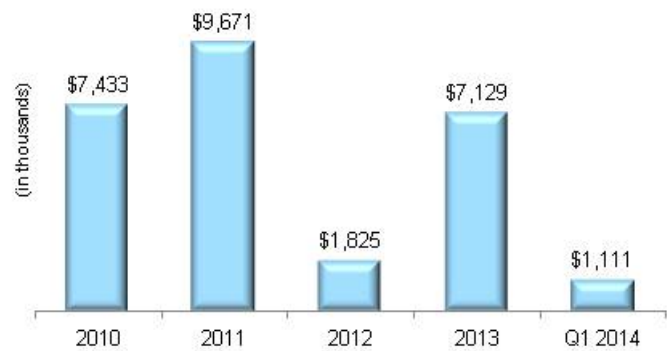
Continuing growth at Ecova

Total Revenue

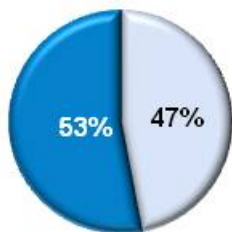


Total Net Income

(Attributable to Avista Corp. Shareholders)



2014 Projected Revenue by Service



- Expense & Data Management Services
- Energy Management Services

2014 Expectations

Revenue in a range of \$180-\$200 million
Two-thirds of earnings to occur during the second half of the year

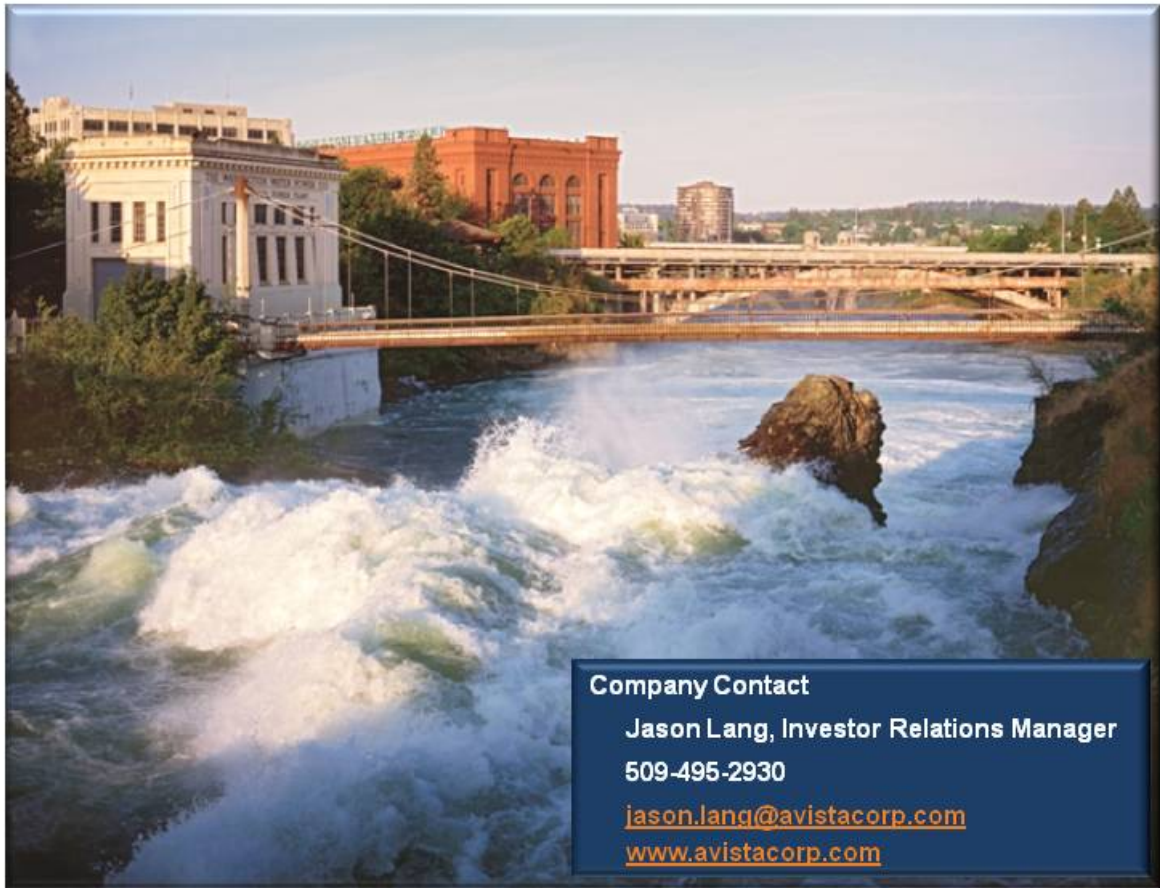
Summary: Creating a valued investment

- Rate base and customer growth driving earnings growth
- Strong growth at Ecova
 - Potential monetization
- Creating other opportunities for growth
 - Selective utility acquisitions
 - Other value added services
 - Extending access to natural gas through CNG/LNG
- Attractive dividend yield, currently 4.0%
- One of the greenest utilities in the country



*Reliably building value for our
customers, investors, communities
and employees*

We welcome your questions



Company Contact

Jason Lang, Investor Relations Manager

509-495-2930

jason.lang@avistacorp.com

www.avistacorp.com

AVISTA