

UNITED STATES  
SECURITIES AND EXCHANGE COMMISSION  
Washington D.C. 20549

FORM 8-K

CURRENT REPORT

PURSUANT TO SECTION 13 OR 15(d) OF  
THE SECURITIES EXCHANGE ACT OF 1934

Date of Report (Date of earliest event reported): June 2, 2015

**AVISTA CORPORATION**

(Exact name of registrant as specified in its charter)

Washington

(State of other jurisdiction of  
incorporation)

1-3701

(Commission  
file number)

91-0462470

(I.R.S. Employer  
Identification No.)

1411 East Mission Avenue, Spokane, Washington

(Address of principal executive offices)

99202-2600

(Zip Code)

Registrant's telephone number, including area code:

Web site: <http://www.avistacorp.com>

509-489-0500

---

(Former name or former address, if changed since last report)

Check the appropriate box below if the Form 8-K filing is intended to simultaneously satisfy the filing obligation of the registrant under any of the following provisions:

- Written communications pursuant to Rule 425 under the Securities Act (17 CFR 230.425)
- Soliciting material pursuant to Rule 14a-12 under the Exchange Act (17 CFR 240.14a-12)
- Pre-commencement communications pursuant to Rule 14d-2(b) under the Exchange Act (17 CFR 240.14d-2(b))
- Pre-commencement communications pursuant to Rule 13e-4(c) under the Exchange Act (17 CFR 240.13e-4(c))

## Section 7 – Regulation FD Disclosure

### Item 7.01 Regulation FD Disclosure.

On June 3, 2015 and June 4, 2015, management of Avista Corporation (Avista Corp. or the Company) will be participating in meetings with investors and analysts at the Utilities One-on-One West Coast Mini-Conference hosted by UBS in San Francisco, California and Los Angeles, California. The same business update presentation will be used at all of the meetings. A copy of the business update presentation is furnished as Exhibit 99.1 and is available in the “Investors” section of Avista Corp.’s website at <http://investor.avistacorp.com/phoenix.zhtml?c=97267&p=irol-calendarpast>.

As part of this update, Avista Corp. expects to confirm earnings guidance for 2015. The 2015 earnings guidance was included in Avista Corp.’s first quarter of 2015 earnings release furnished on Form 8-K on May 6, 2015. The 2015 earnings guidance is subject to the risks, uncertainties and other factors set forth or referred to in such earnings release and the Company’s annual report on Form 10-K for the year ended December 31, 2014 and quarterly report on Form 10-Q for the quarter ended March 31, 2015.

The information in this report, including Exhibit 99.1, shall not be deemed “filed” for purposes of Section 18 of the Securities Exchange Act of 1934, nor shall it be incorporated by reference in any filing under the Securities Act of 1933, except as shall be expressly set forth by specific reference in such filing.

## Section 9 - Financial Statements and Exhibits

### Item 9.01 Financial Statements and Exhibits.

#### (d) Exhibits

99.1 Business update presentation dated June 2015, which is being furnished pursuant to Item 7.01.

The inclusion in this Current Report or in Exhibit 99.1 of a reference to Avista Corp.’s Internet address shall not, under any circumstances, be deemed to incorporate the information available at such Internet address into this Current Report. The information available at Avista Corp.’s Internet address is not part of this Current Report or any other report furnished or filed by Avista Corp. with the Securities and Exchange Commission.

### SIGNATURES

Pursuant to the requirements of the Securities Exchange Act of 1934, the registrant has duly caused this report to be signed on its behalf by the undersigned thereunto duly authorized.

AVISTA CORPORATION

\_\_\_\_\_  
(Registrant)

Date: June 2, 2015

\_\_\_\_\_  
/s/ Marian M. Durkin

Marian M. Durkin  
Senior Vice President, General Counsel  
and Chief Compliance Officer



# Positioned for performance: An overview of Q1 2015 and beyond

UBS Utilities West Coast Conference  
San Francisco and Los Angeles, California  
June 2015

NYSE: AVA

[www.avistacorp.com](http://www.avistacorp.com)

## Disclaimer

---

All forward-looking statements are Avista management's present expectations of future events and are subject to a number of factors and uncertainties that could cause actual results to differ materially from those described in the forward-looking statements.

For more information on such factors and uncertainties, consult Avista's most recent form 10-K and 10-Q, which are available on our website at [www.avistacorp.com](http://www.avistacorp.com)




# Strong and stable utility core

## Avista Utilities

- Regulated electric and natural gas operations
- Serves customers in Washington, Idaho and Oregon
- Contributes about 95% of earnings

## Alaska Electric Light & Power Company (AEL&P)

- Regulated electric operations
- Serves customers in City and Borough of Juneau



*Long history of service, trust,  
innovation and collaboration*

*Photo: Spokane River Upper Falls*

# Steadily building long-term value

## Projecting earnings and dividend growth of 4% to 5%

|                              |   |
|------------------------------|---|
| <b>Avista Utilities</b>      | <ul style="list-style-type: none"><li>▪ 5% to 6% rate base growth through utility capital investments<ul style="list-style-type: none"><li>▫ Upgrading infrastructure</li><li>▫ Grid modernization</li></ul></li><li>▪ Customer and load growth (~1%)</li></ul> |
| <b>AEL&amp;P</b>             | <ul style="list-style-type: none"><li>▪ Strong near-term rate base growth through investment in generation</li><li>▪ Customer and load growth (~1%)</li><li>▪ Evaluating LNG/LDC* opportunities</li></ul>   |
| <b>Strategic Investments</b> | <ul style="list-style-type: none"><li>▪ Developing platforms for future growth<ul style="list-style-type: none"><li>▫ Targeting expanded natural gas services via LNG</li><li>▫ Exploring data science and advanced analytics</li></ul></li></ul>               |

*Reliably building value for our customers,  
investors, communities and employees*

\*LNG: Liquefied natural gas  
LDC: Local distribution company



---

# Avista Utilities

## Significant investments in utility infrastructure



# Solid foundation and continued commitment to innovation

## Providing safe and reliable service for 125+ years

- Diverse customer base
  - 30,000 square mile service territory
  - Service area population 1.5 million
    - 370,000 electric customers
    - 330,000 natural gas customers
- Strong customer focus
  - 90% percent or better customer satisfaction ratings every year since 1999
  - Developing key customer initiatives
- Invested in our communities
  - More than \$1.5 million per year in charitable donations and over 48,000 volunteer hours from our employees



Information as of Dec. 31, 2014





# A responsible mix of generation

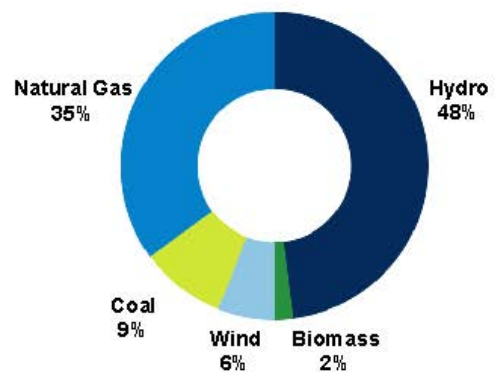
## Founded on clean, renewable hydropower

- Strategy is to control a portfolio of resources that responsibly meet our long-term energy needs
- Long resources until 2020; plan to add two 83 MW single-cycle CTs by the beginning of 2020 and the end of 2023
- Exceeds Washington state's 15% Renewable Portfolio Standard for the next 20+ years



*Naxon Rapids Dam*

Avista Utilities Electricity Generation Resource Mix\*  
Dec. 31, 2014



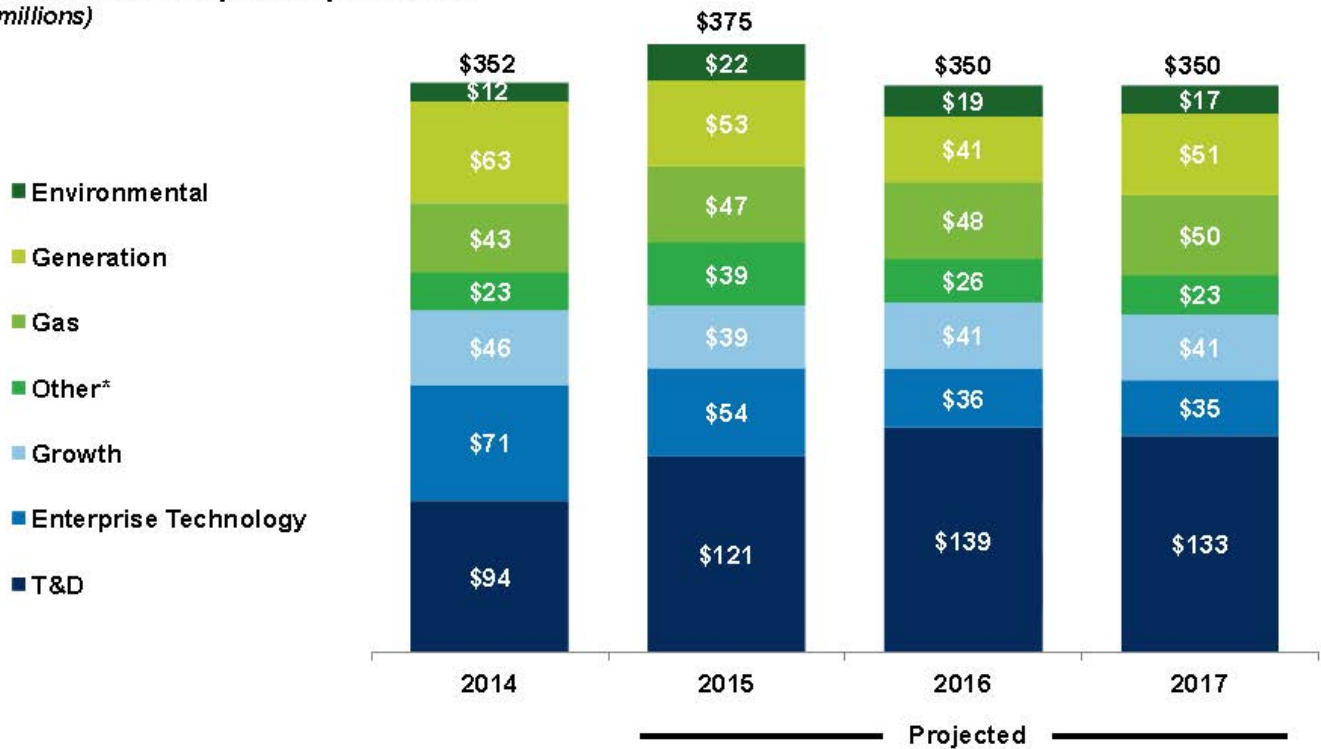
\*Based on maximum capacity  
Excludes AEL&P



# Significant investments to upgrade all systems

## 5% to 6% rate base growth

### Avista Utilities Capital Expenditures\*\* (\$ millions)



\* Other includes Facilities and Fleet

\*\* Excludes planned capital expenditures at AEL&P of \$15 million in 2015, 2016 and 2017



# Investing in our utility


## Preserving and enhancing service reliability



**Advanced Metering Infrastructure (AMI)**



**Aldyl A Natural Gas Pipe Replacement**



**Nine Mile Falls Rehab**



**Grid Modernization**



**Little Falls Plant Upgrade**



# Driving effective regulatory outcomes

## Continued recovery of costs and capital investments

### Washington



- May 4, 2015, filed a partial settlement agreement on cost of capital, net power supply costs and rate spread and rate design. Cost of capital based on 48.5% equity ratio and 9.5% return on equity.
- Original electric and natural gas revenue increase request filed Feb. 9, 2015, was reduced from \$33.2 million to \$17.0 million, and from \$12.0 million to \$11.3 million, respectively. Agreement included \$12.4 million reduction to net power supply costs.
- Unsettled issues include capital investments and recovery of increased utility operating costs.

### Oregon



- May 1, 2015, filed a general rate case designed to increase natural gas revenues by \$8.6 million.
- Request based on 50% equity ratio and 9.9% return on equity.
- Approved revenue increase of \$5.0 million took effect April 16, 2015, following approval of the all-party settlement agreement April 9, 2015. New rates based on 51% equity ratio and 9.5% return on equity.

### Idaho



- Filed a two-year electric and natural gas rate request on June 1, 2015.
- Request designed to increase annual electric revenues by \$13.2 million and annual natural gas revenues by \$3.2 million, effective Jan. 1, 2016.
- The request is also designed to increase annual electric revenues by \$13.7 million and annual natural gas revenues by \$1.7 million, effective Jan. 1, 2017.
- Request based on 50% equity ratio and 9.9% return on equity.

# Alaska Electric Light & Power Company (AEL&P)

Growing the utility core



## Oldest regulated electric utility in Alaska, founded in 1893

- Serves 16,000 electric customers in the City and Borough of Juneau, meeting nearly all of its energy needs with hydropower
- One of the lowest cost electric utilities in the state
- Approved capital structure of 53.8% equity and an authorized return on equity of 12.875%



Juneau, Alaska



# Opportunities to drive growth in Alaska

## New Products & Services



Develop and deploy new infrastructure and related energy products and services in greater Juneau

## Natural Gas LDC via LNG



Establish pathways for bringing natural gas to Juneau and southeast Alaska as an alternative to diesel fuel

---

# Strategic Investments

Developing platforms for future growth





## Creating new growth platforms

---

- Expand natural gas services via LNG
  - Salix (subsidiary)
    - Generation – diesel substitution
    - Marine fueling
    - Rail fueling
  
- Targeted investments
  - Plum Energy
    - Small LNG project investments
  - TROVE
    - Leverage AMI data through applied analytics



---

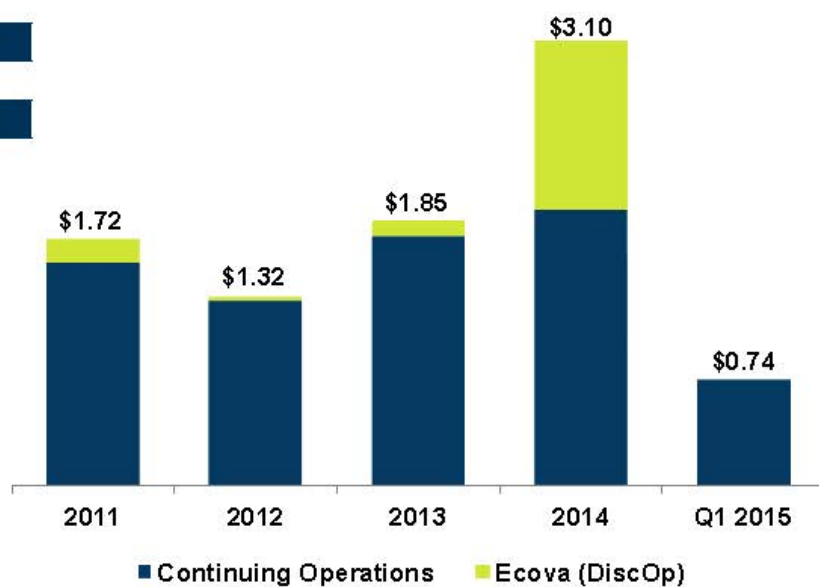
# Financial Performance Metrics



## Continued earnings growth

### Total Earnings per Diluted Share Attributable to Avista Corporation

| Business Segments                          | Q1 2015       | Q1 2014       |
|--|---------------|---------------|
| Avista Utilities                           | \$0.71        | \$0.80        |
| AEL&P                                      | \$0.04        | -             |
| Other                                      | \$(0.01)      | \$(0.01)      |
| <b>Continuing Operations – Diluted EPS</b> | <b>\$0.74</b> | <b>\$0.79</b> |
| Ecova (DiscOp)                             | \$0.00        | \$0.02        |
| <b>TOTAL – Diluted EPS</b>                 | <b>\$0.74</b> | <b>\$0.81</b> |



## Growth for 2015

| 2015 Earnings Guidance |                        |
|------------------------|------------------------|
| Avista Utilities       | \$1.81 - \$1.95        |
| AEL&P                  | \$0.08 - \$0.12        |
| Other                  | \$(0.03) - \$(0.01)    |
| <b>Consolidated</b>    | <b>\$1.86 - \$2.06</b> |

### Guidance Assumptions

- Our outlook for Avista Utilities assumes, among other variables, normal precipitation and temperatures for the remainder of the year and includes the expected impact from decoupling in Washington. Also, for Avista Utilities we are expecting below normal hydroelectric generation for May through August and normal hydroelectric generation for the remainder of the year. Due to the strong generation through April, we are expecting above normal hydroelectric generation for the full year. Due to significantly warmer weather and reduced heating loads in the first quarter of 2015, we expect a reduction to Avista Utilities' annual earnings of approximately \$0.08.
- Our outlook for AEL&P assumes, among other variables, normal precipitation, temperatures and hydroelectric generation for the remainder of the year.
- Our guidance range for Avista Utilities encompasses expected variability in power supply costs and the application of the ERM to that power supply cost variability.
- The midpoint of our guidance range for Avista Utilities does not include any benefit or expense under the ERM. In 2015, we expect to be in a benefit position under the ERM within the 90% customer/10% company sharing band, which is expected to add \$0.06 to \$0.07 per share to Avista Utilities' earnings.
- Our earnings guidance range previously assumed we would repurchase 4 million shares of common stock through our 2014 stock repurchase program by the end of 2014. By not reaching the targeted level of repurchases and in turn not issuing any common stock during 2015 other than those under employee plans, we expect earnings dilution of approximately \$0.03 per share in 2015.

The Avista logo is located in the bottom right corner of the page. It consists of the word "AVISTA" in a bold, white, sans-serif font, set against a dark blue rectangular background. Above this background is a light blue horizontal bar, and to the left of the dark blue bar is a yellow-green horizontal bar.

# Attractive and growing dividend

Dividend growth expected to keep pace with long-term earnings growth



\*Current quarterly dividend of \$0.33 annualized

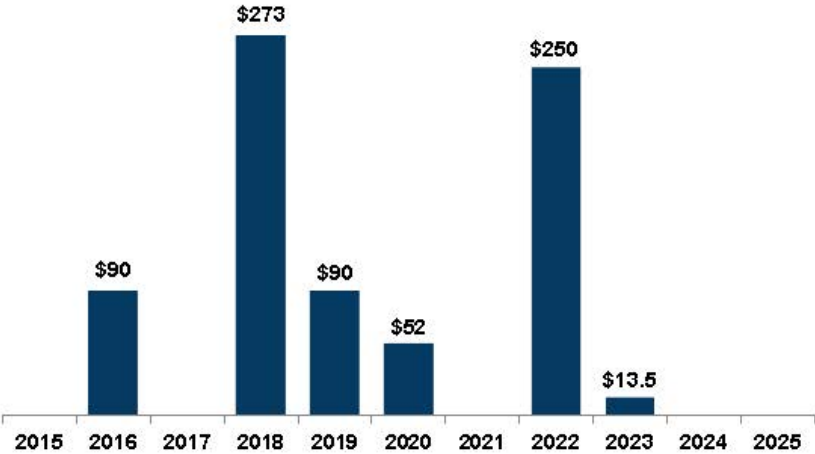


# Prudent balance sheet and liquidity

## \$299.4 million of available liquidity at Avista Corp. as of March 31, 2015

- We expect to issue up to \$125 million of long-term debt at Avista Corp. in 2015
- We do not expect to issue any equity in 2015, other than small amounts under the employee benefit plans

No significant maturities until 2018  
(\$ millions)



Additional long-term debt maturities beyond 2025 not shown

Consolidated Capital Structure  
March 31, 2015



# An attractive investment

- Strong and responsible core utility
  - Investing substantially to modernize infrastructure and upgrade systems
  - Steady returns and attractive dividend yield\*
  - One of the greenest utilities in the U.S.\*\*
- Focus on utility growth
  - Selective acquisition of AEL&P
  - Developing new products and services and supporting economic development throughout service area
  - Exploring LDC opportunity in Alaska
- Positioning for future
  - Strategically investing in ways to extend access to natural gas via LNG and leverage AMI data through applied analytics
  - Track record of innovation (e.g. Itron, ReliOn, Ecova)



*Reliably building value for our  
customers, investors,  
communities and employees*

\* Dividend yield 4.1% based on stock price as of May 8, 2015

\*\* Source: *Benchmarking Air Emissions of the 100 Largest Power Producers in the United States*, NRDC, May 2014

Photo: Spokane River Monroe Street and Huntington Park



# We welcome your questions



## Company Contact

Jason Lang, Investor Relations Manager

509-495-2930

[jason.lang@avistacorp.com](mailto:jason.lang@avistacorp.com)

[www.avistacorp.com](http://www.avistacorp.com)

**AVISTA**