



# Q3 2024 Earnings

November 6, 2024

# Call Participants



**Dennis Vermillion**

Chief Executive  
Officer



**Heather Rosentrater**

President and Chief  
Operating Officer



**Kevin Christie**

Senior VP, Chief Financial  
Officer, Treasurer, and  
Regulatory Affairs Officer



**Ryan Krasselt**

VP, Controller, and  
Principal Accounting  
Officer

# Forward-Looking Statements

*This presentation contains forward-looking statements, including statements regarding our current expectations for future financial performance and cash flows, capital expenditures, financing plans, our current plans or objectives for future operations and other factors, which may affect the company in the future. Such statements are subject to a variety of risks, uncertainties and other factors, most of which are beyond our control and many of which could have significant impact on our operations, results of operations, financial condition or cash flows and could cause actual results to differ materially from those anticipated in our statements.*

*For a further discussion of these factors and other important factors please refer to the appendix herein and in our Annual Report on Form 10-K for the year ended Dec. 31, 2023, and our Quarterly Report on Form 10-Q for the quarter ended Sept. 30, 2024. The forward-looking statements contained in this presentation speak only as of the date hereof. We undertake no obligation to update any forward-looking statement or statements to reflect events or circumstances that occur after the date on which such statement is made or to reflect the occurrence of unanticipated events. New risks, uncertainties and other factors emerge from time to time, and it is not possible for management to predict all of such factors, nor can it assess the impact of each such factor on our business or the extent to which any such factor, or combination of factors, may cause actual results to differ materially from those contained in any forward-looking statement.*

# Continued Improvement in Utility

Earnings per Diluted Share by Business Segment	Q3 2024	Q3 2023	YTD 2024	YTD 2023
Avista Utilities	\$0.25	\$0.18	\$1.42	\$1.10
AEL&P	\$0.00	\$0.00	\$0.06	\$0.07
Other	\$(0.02)	\$0.01	\$(0.04)	\$(0.03)
<b>Consolidated</b>	<b>\$0.23</b>	<b>\$0.19</b>	<b>\$1.44</b>	<b>\$1.14</b>

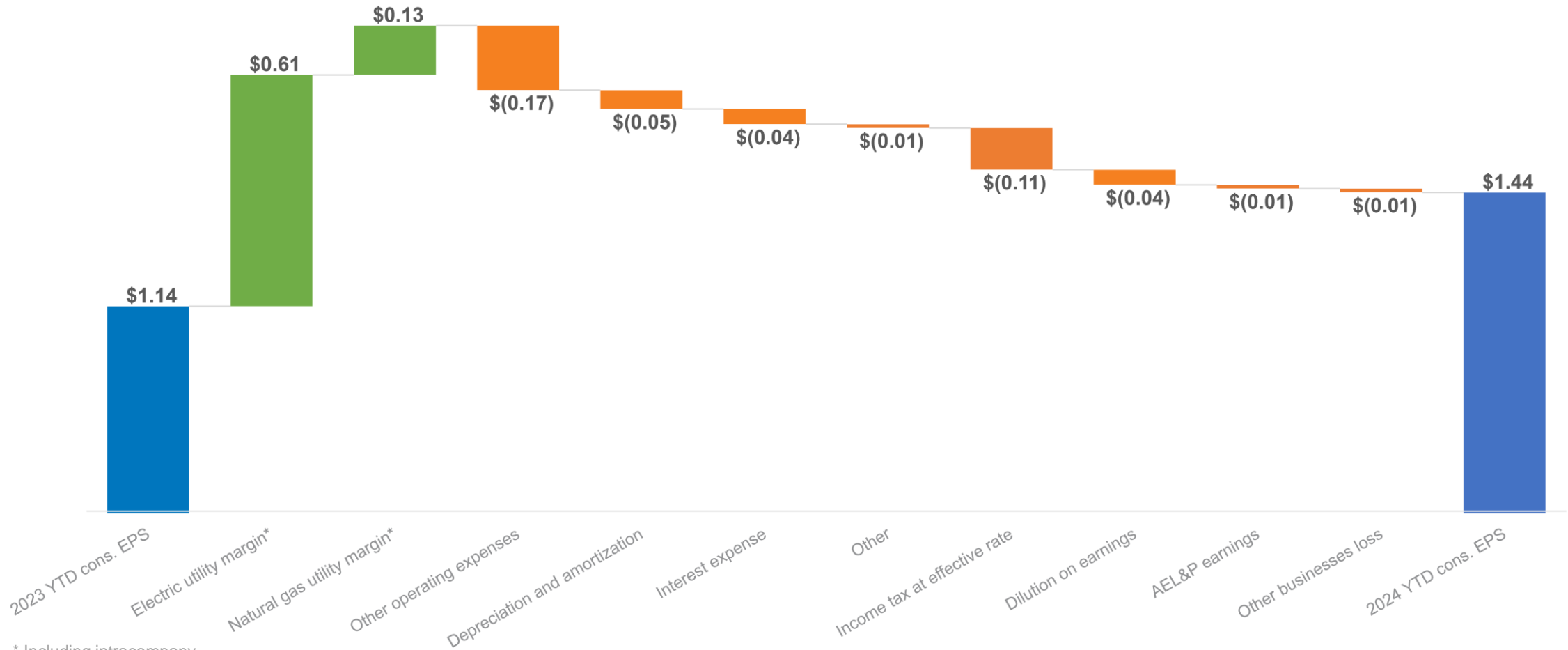
- Quarterly results demonstrate continued improvement at core utility from 2023
- Expect to be at the low end of Avista Utilities guidance range, including \$(0.08) impact of ERM
- Lowering earnings guidance for our other businesses due to lower-than-expected investment valuations

# Reconciliation of Non-GAAP Measures

	Operating Revenues	Resource Costs	Utility Margin (Pre-Tax)	Income Taxes (a)	Utility Margin (Net of Tax)
<b>For the three months ended Sept. 30, 2024:</b>					
Electric	\$ 316,692	\$ 107,411	\$ 209,281	\$ 43,949	\$ 165,332
Natural Gas	73,522	39,726	33,796	7,097	26,699
Less: Intracompany	(6,468)	(6,468)	-	-	-
<b>Total</b>	<b>\$ 383,746</b>	<b>\$ 140,669</b>	<b>\$ 243,077</b>	<b>\$ 51,046</b>	<b>\$ 192,031</b>
<b>For the three months ended Sept. 30, 2023:</b>					
Electric	\$ 309,027	\$ 116,729	\$ 192,298	\$ 40,383	\$ 151,915
Natural Gas	74,323	43,741	30,582	6,422	24,160
Less: Intracompany	(13,677)	(13,677)	-	-	-
<b>Total</b>	<b>\$ 369,673</b>	<b>\$ 146,793</b>	<b>\$ 222,880</b>	<b>\$ 46,805</b>	<b>\$ 176,075</b>
<b>For the nine months ended Sept. 30, 2024:</b>					
Electric	\$ 973,059	\$ 364,798	\$ 608,261	\$ 127,734	\$ 480,527
Natural Gas	411,379	226,446	184,933	38,836	146,097
Less: Intracompany	(14,942)	(14,942)	-	-	-
<b>Total</b>	<b>\$ 1,369,496</b>	<b>\$ 576,302</b>	<b>\$ 793,194</b>	<b>\$ 166,570</b>	<b>\$ 626,624</b>
<b>For the nine months ended Sept. 30, 2023:</b>					
Electric	\$ 849,454	\$ 301,764	\$ 547,690	\$ 115,015	\$ 432,675
Natural Gas	378,242	206,460	171,782	36,074	135,708
Less: Intracompany	(29,277)	(29,277)	-	-	-
<b>Total</b>	<b>\$ 1,198,419</b>	<b>\$ 478,947</b>	<b>\$ 719,472</b>	<b>\$ 151,089</b>	<b>\$ 568,383</b>

(a) Income taxes for 2024 and 2023 were calculated using Avista Corp.'s federal statutory tax rate of 21 percent.

# Consolidated Earnings Bridge



\* Including intracompany.

The chart above includes electric and gas utility margin, which are considered non-GAAP financial measures. Refer to page 5 for a reconciliation of these non-GAAP measures.

# Driving Effective Regulatory Outcomes

## Washington



- General rate cases (multiyear rate plans) for electric and gas filed January 2024 for new rates to be effective December 2024.
- Proposed electric revenue increase of \$42.9M (7.3%) in year 1, and \$44.9M (10.9%) in year 2.
- Proposed base gas revenue increase of \$16.8M (13.2%) in year 1, and \$4.0M (2.8%) in year 2.
- Proposed overall rate of return of 7.61% (proposed 48.5% equity ratio, proposed ROE of 10.4%).
- Proposed update to ERM construct to reflect a 90% customer / 10% company sharing of power supply cost above or below authorized, outside an updated deadband of \$2M (rebate) / \$2.5M (surcharge).
- **Rate order expected in December 2024.**

## Idaho



- Multiparty settlement approved and new rates effective 9/2023 in two-year GRCs for electric and gas.
- Base electric revenue increase of \$22.1M (8%) in year 1, and \$4.3M (1.4%) in year 2.
- Base gas revenue increase of \$1.3M (2.7%) in year 1, and \$0.003M (0.01%) in year 2.
- Overall rate of return 7.19% (9.4% ROE and 50% equity ratio).
- **Next rate case filing expected in Q1 of 2025.**

## Oregon



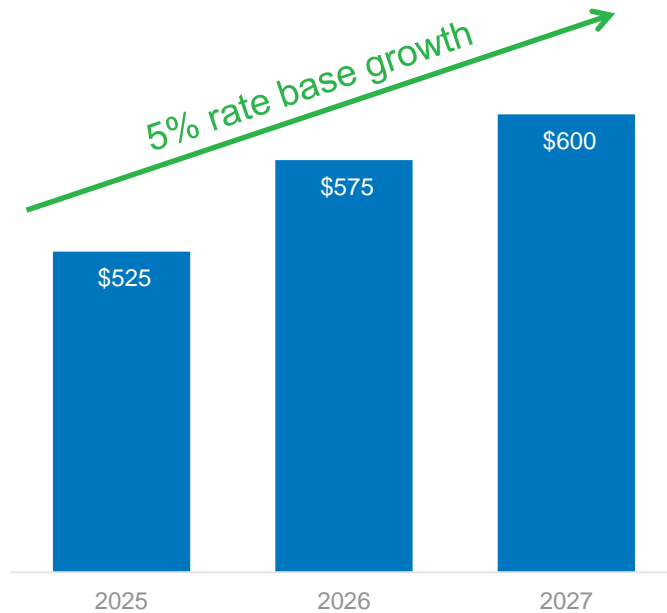
- **General rate case filed November 2024 for new rates to be effective September 2025.**
- Proposed base revenue increase of \$7.8M (9.2%).
- Proposed ROE of 10.4%, for an overall rate of return of 7.67%.

## Alaska

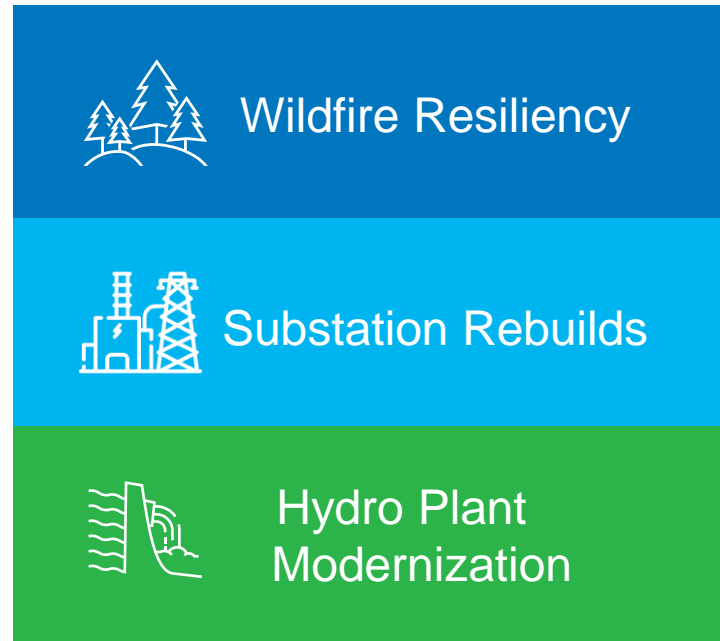


- Rate order received August 2023.
- Rate increase of 6.0% approved.
- ROE of 11.45% and 60.7% equity ratio.
- **Required to file next rate case by August 2027.**

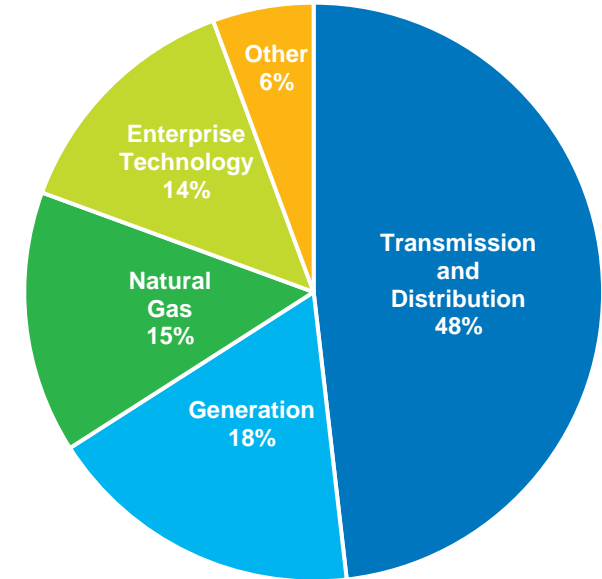
# Investing in the Utility of the Future



Avista Utilities Expected Capital Spend 2025-2027



Top 3 Capital Programs 2025-2027

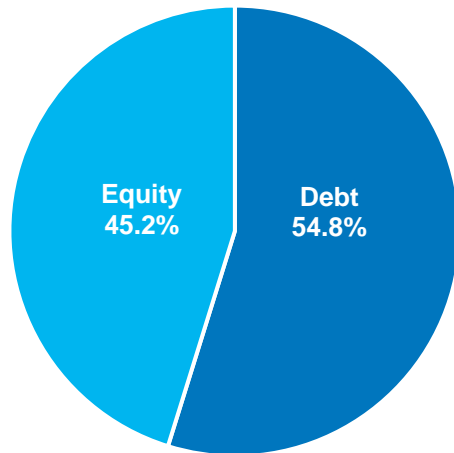


Allocation of Avista Utilities Expected Capital Spend 2025-2027



# Prudent Balance Sheet and Liquidity

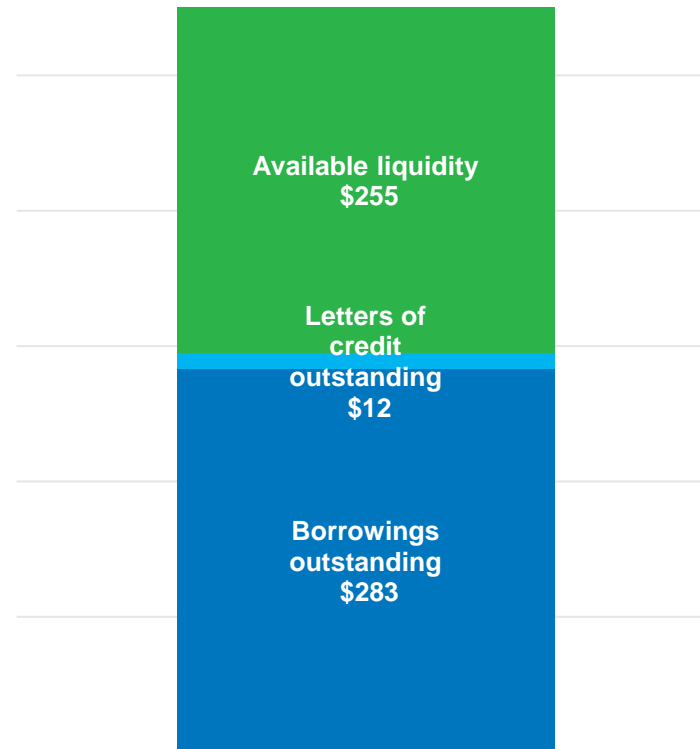
Consolidated capital structure  
September 30, 2024




**\$83.7M** LONG-TERM DEBT

Low-cost debt remarketed, completed April 2024

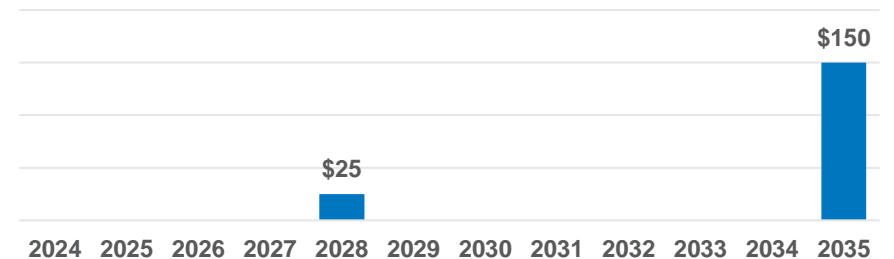
Liquidity  
September 30, 2024  
(\$ in millions)



Common stock issued and expected  
(\$ in millions)



Upcoming debt maturities  
(\$ in millions)



Maturities beyond 2035 not shown.

Excludes \$15 million of AERC debt maturing in 2024.

# Earnings Guidance

	Original 2024	Revised 2024
Avista Utilities	\$2.23 - \$2.39	\$2.23 - \$2.39
AEL&P	\$0.09 - \$0.11	\$0.09 - \$0.11
Other	\$0.04 - \$0.06	\$(0.06) - \$(0.04)
<b>Consolidated</b>	<b>\$2.36 - \$2.56</b>	<b>\$2.26 - \$2.46</b>

## Guidance Assumptions

- Our guidance does not include the effect of unusual or non-recurring items until the effects are probable. Various factors could cause actual results to differ materially from our expectations, including our earnings guidance. Please refer to our 10-K for 2023 and our 10-Q for the quarter ended Sept. 30, 2024, as well as the cautionary statements shared later in this presentation, for a full discussion of these factors.
- We expect Avista Utilities to contribute near the low end of the range for 2024. This includes the expected impact of the ERM on earnings of \$(0.08) per diluted share, in the 90% customer / 10% company sharing band.

# Questions





# Contact Information

## Analysts and Investors

Stacey Wenz  
Investor Relations Manager  
 (509) 495-2046  
 [stacey.wenz@avistacorp.com](mailto:stacey.wenz@avistacorp.com)

## Media

Lena Funston  
External Communications Manager  
 (509) 495-8090  
 [lena.funston@avistacorp.com](mailto:lena.funston@avistacorp.com)

## Webcast replay

Archived on [investor.avistacorp.com](http://investor.avistacorp.com)

# Appendix

# Risks, Uncertainties and Other Factors That Could Affect Future Results

Forward-looking statements are subject to a variety of risks, uncertainties and other factors, most of which are beyond our control and many of which could have significant impact on our operations, results of operations, financial condition or cash flows and could cause actual results to differ materially from those anticipated in such statements. The following are among the important factors that could cause actual results to differ materially from the forward-looking statements:

## **Utility Regulatory Risk**

state and federal regulatory decisions or related judicial decisions that affect our ability to recover costs and earn a reasonable return including, but not limited to, disallowance or delay in the recovery of capital investments, operating costs, commodity costs, the ordering of refunds to customers and discretion over allowed return on investment; the loss of regulatory accounting treatment, which could require the write-off of regulatory assets and the loss of regulatory deferral and recovery mechanisms;

## **Operational Risk**

weather conditions, which affect both energy demand and electric generating capability, including the impact of precipitation and temperature on hydroelectric resources, the impact of wind patterns on wind-generated power, weather-sensitive customer demand, and similar impacts on supply and demand in the wholesale energy markets; wildfires ignited, or allegedly ignited, by our equipment or facilities could cause significant loss of life and property or result in liability for resulting fire suppression costs and/or damages, thereby causing serious operational, reputational and financial harm; severe weather or natural disasters, including, but not limited to, avalanches, wind storms, wildfires, earthquakes, extreme temperature events, snow and ice storms that could disrupt energy generation, transmission and distribution, as well as the availability and costs of fuel, materials, equipment, supplies and support services; political unrest and/or conflicts between foreign nation-states, which could disrupt the global, national and local economy, result in increases in operating and capital costs, impact energy commodity prices or our ability to access energy resources, create disruption in supply chains, disrupt, weaken or create volatility in capital markets, and increase cyber and physical security risks. In addition, any of these factors could negatively impact our liquidity and limit our access to capital, among other implications; explosions, fires, accidents, mechanical breakdowns or other incidents that could impair assets and may disrupt operations of our generation facilities, transmission, and electric and natural gas distribution systems or other operations and may require us to purchase replacement power or incur costs to repair our facilities; interruptions in the delivery of natural gas by our suppliers, including physical problems with pipelines themselves, can disrupt our service of natural gas to our customers and/or impair our ability to operate gas-fired electric generating facilities; explosions, fires, accidents or other incidents arising from or allegedly arising from our operations that could cause injuries to the public or property damage; blackouts or disruptions of interconnected transmission systems (the regional power grid); terrorist attacks, cyberattacks or other malicious acts that could disrupt or cause damage to our utility assets or to the national or regional economy in general, including effects of terrorism, cyberattacks, ransomware, or vandalism that damage or disrupt information technology systems; pandemics, which could disrupt our business, as well as the global, national and local economy, resulting in a decline in customer demand, deterioration in the creditworthiness of our customers, increases in operating and capital costs, workforce shortages, losses or disruptions in our workforce due to vaccine mandates, delays in capital projects, disruption in supply chains, and disruption, weakness and volatility in capital markets. In addition, any of these factors could negatively impact our liquidity and limit our access to capital, among other implications; work-force issues, including changes in collective bargaining unit agreements, strikes, work stoppages, the loss of key executives, availability of workers in a variety of skill areas, and our ability to recruit and retain employees; changes in the availability and price of purchased power, fuel and natural gas, as well as transmission capacity; increasing costs of insurance, more restrictive coverage terms and our ability to obtain insurance; delays or changes in construction costs, and/or our ability to obtain required permits and materials for present or prospective facilities; increasing health care costs and cost of health insurance provided to our employees and retirees; increasing operating costs, including effects of inflationary pressures; third party construction of buildings, billboard signs, towers or other structures within our rights of way, or placement of fuel containers within close proximity to our transformers or other equipment, including overbuilding atop natural gas distribution lines; the loss of key suppliers for materials or services or other disruptions to the supply chain; adverse impacts to our Alaska electric utility (AEL&P) that could result from an extended outage of its hydroelectric generating resources or their inability to deliver energy, due to their lack of interconnectivity to other electrical grids and the availability or cost of replacement power (diesel); changing river or reservoir regulation or operations at hydroelectric facilities not owned by us, which could impact our hydroelectric facilities downstream;

## **Climate Change Risk**

increasing frequency and intensity of severe weather or natural disasters resulting from climate change, that could disrupt energy generation, transmission and distribution, as well as the availability and costs of fuel, materials, equipment, supplies and support services; change in the use, availability or abundance of water resources and/or rights needed for operation of our hydroelectric facilities, including impacts resulting from climate change; changes in the long-term climate and weather could materially affect, among other things, customer demand, the volume and timing of streamflows required for hydroelectric generation, costs of generation, transmission and distribution. Increased or new risks may arise from severe weather or natural disasters, including wildfires as well as their increased occurrence and intensity related to changes in climate;

## **Cybersecurity Risk**

cyberattacks on the operating systems used in the operation of our electric generation, transmission and distribution facilities and our natural gas distribution facilities, and cyberattacks on such systems of other energy companies with which we are interconnected, which could damage or destroy facilities or systems or disrupt operations for extended periods of time and result in the incurrence of liabilities and costs; cyberattacks on the administrative systems used in the administration of our business, including customer billing and customer service, accounting, communications, compliance and other administrative functions, and cyberattacks on such systems of our vendors and other companies with which we do business, resulting in the disruption of business operations, the release of private information and the incurrence of liabilities and costs;

# Risks, Uncertainties and Other Factors That Could Affect Future Results

## **Technology Risk**

changes in technologies, possibly making some of the current technology we utilize obsolete or introducing new cyber security risks and other new risks inherent in the use, by either us or our counterparties, of new technologies in the developmental stage including, without limitation, generative artificial intelligence; changes in the use, perception, or regulation of generative artificial intelligence technologies, which could limit our ability to utilize such technology, create risk of enhanced regulatory scrutiny, generate uncertainty around intellectual property ownership, licensing or use, or which could otherwise result in risk of damage to our business, reputation or financial results; changes in costs that impede our ability to implement new information technology systems or to operate and maintain current production technology; insufficient technology skills, which could lead to the inability to develop, modify or maintain our information systems;

## **Strategic Risk**

growth or decline of our customer base due to new uses for our services or decline in existing services, including, but not limited to, the effect of the trend toward distributed generation at customer sites; the potential effects of negative publicity regarding our business practices, whether true or not, which could hurt our reputation and result in litigation or a decline in our common stock price; changes in our strategic business plans, which could be affected by any or all of the foregoing, including the entry into new businesses and/or the exit from existing businesses and the extent of our business development efforts where potential future business is uncertain; wholesale and retail competition including alternative energy sources, growth in customer-owned power resource technologies that displace utility-supplied energy or may be sold back to the utility, and alternative energy suppliers and delivery arrangements; non-regulated activities may increase earnings volatility and result in investment losses; the risk of municipalization or other forms of service territory reduction;

## **External Mandates Risk**

changes in environmental laws, regulations, decisions and policies, including, but not limited to, regulatory responses to concerns regarding climate change, efforts to restore anadromous fish in areas currently blocked by dams, more stringent requirements related to air quality, water quality and waste management, present and potential environmental remediation costs and our compliance with these matters; the potential effects of initiatives, legislation or administrative rulemaking at the federal, state or local levels, including possible effects on our generating resources, prohibitions or restrictions on new or existing services, or restrictions on greenhouse gas emissions to mitigate concerns over climate changes, including future limitations on the usage and distribution of natural gas; political pressures or regulatory practices that could constrain or place additional cost burdens on our distribution systems through accelerated adoption of distributed generation or electric-powered transportation or on our energy supply sources, such as campaigns to halt fossil fuel-fired power generation and opposition to other thermal generation, wind turbines or hydroelectric facilities; failure to identify changes in legislation, taxation and regulatory issues that could be detrimental or beneficial to our overall business; policy and/or legislative changes in various regulated areas, including, but not limited to, environmental regulation, healthcare regulations and import/export regulations;

## **Financial Risk**

our ability to obtain financing through the issuance of debt and/or equity securities and access to our funds held with financial institutions, which could be affected by various factors including our credit ratings, interest rates, other capital market conditions and global economic conditions; changes in interest rates that affect borrowing costs, variable interest rate borrowing and the extent to which we recover interest costs through retail rates collected from customers; volatility in energy commodity markets that affect our ability to effectively hedge energy commodity risks, including cash flow impacts and requirements for collateral; volatility in the carbon emissions allowances market that could result in increased compliance costs; changes in actuarial assumptions, interest rates and the actual return on plan assets for our pension and other postretirement benefit plans, which could affect future funding obligations, pension and other postretirement benefit expense and the related liabilities; the outcome of legal proceedings and other contingencies; economic conditions in our service areas, including the economy's effects on customer demand for utility services; economic conditions nationally may affect the valuation of our unregulated portfolio companies; declining electricity demand related to customer energy efficiency, conservation measures and/or increased distributed generation and declining natural gas demand related to customer energy efficiency, conservation measures and/or increased electrification; industry and geographic concentrations which could increase our exposure to credit risks due to counterparties, suppliers and customers being similarly affected by changing conditions; deterioration in the creditworthiness of our customers; activist shareholders may result in additional costs and resources required in response to activist actions;

## **Energy Commodity Risk**

volatility and illiquidity in wholesale energy markets, including exchanges, the availability of willing buyers and sellers, changes in wholesale energy prices that could affect operating income, cash requirements to purchase electricity and natural gas, value received for wholesale sales, collateral required of us by individual counterparties and/or exchanges in wholesale energy transactions and credit risk from such transactions, and the market value of derivative assets and liabilities; default or nonperformance on the part of parties from whom we purchase and/or sell capacity or energy; potential environmental regulations or lawsuits affecting our ability to utilize or resulting in the obsolescence of our power supply resources; explosions, fires, accidents, pipeline ruptures or other incidents that could limit energy supply to our facilities or our surrounding territory, which could result in a shortage of commodities in the market that could increase the cost of replacement commodities from other sources;

## **Compliance Risk**

changes in laws, regulations, decisions and policies at the federal, state or local levels, which could materially impact both our electric and gas operations and costs of operations; and the ability to comply with the terms of the licenses and permits for our hydroelectric or thermal generating facilities at cost-effective levels.