

UNITED STATES
SECURITIES AND EXCHANGE COMMISSION
Washington D.C. 20549

FORM 8-K

CURRENT REPORT

PURSUANT TO SECTION 13 OR 15(d) OF
THE SECURITIES EXCHANGE ACT OF 1934

Date of Report (Date of earliest event reported): March 18, 2015

AVISTA CORPORATION

(Exact name of registrant as specified in its charter)

Washington

(State of other jurisdiction of
incorporation)

1-3701

(Commission
file number)

91-0462470

(I.R.S. Employer
Identification No.)

1411 East Mission Avenue, Spokane, Washington

(Address of principal executive offices)

99202-2600

(Zip Code)

Registrant's telephone number, including area code:

Web site: <http://www.avistacorp.com>

509-489-0500

(Former name or former address, if changed since last report)

Check the appropriate box below if the Form 8-K filing is intended to simultaneously satisfy the filing obligation of the registrant under any of the following provisions:

- Written communications pursuant to Rule 425 under the Securities Act (17 CFR 230.425)
- Soliciting material pursuant to Rule 14a-12 under the Exchange Act (17 CFR 240.14a-12)
- Pre-commencement communications pursuant to Rule 14d-2(b) under the Exchange Act (17 CFR 240.14d-2(b))
- Pre-commencement communications pursuant to Rule 13e-4(c) under the Exchange Act (17 CFR 240.13e-4(c))

Section 7 – Regulation FD Disclosure

Item 7.01 Regulation FD Disclosure.

On March 19, 2015, management of Avista Corporation (Avista Corp. or the Company) will be participating in meetings with investors and analysts at the West Coast Utilities Seminar hosted by Williams Capital Group in Las Vegas, Nevada. The same business update presentation will be used at all of the meetings. A copy of the business update presentation is furnished as Exhibit 99.1 and is available in the “Investors” section of Avista Corp.’s website at <http://investor.avistacorp.com/phoenix.zhtml?c=97267&p=irol-calendarpast>.

As part of this update, Avista Corp. expects to confirm earnings guidance for 2015. The 2015 earnings guidance was included in Avista Corp.’s fourth quarter and fiscal year 2014 earnings release furnished on Form 8-K on February 25, 2015. The 2015 earnings guidance is subject to the risks, uncertainties and other factors set forth or referred to in such earnings release and the Company’s annual report on Form 10-K for the year ended December 31, 2014.

The information in this report, including Exhibit 99.1, shall not be deemed “filed” for purposes of Section 18 of the Securities Exchange Act of 1934, nor shall it be incorporated by reference in any filing under the Securities Act of 1933, except as shall be expressly set forth by specific reference in such filing.

Section 9 - Financial Statements and Exhibits

Item 9.01 Financial Statements and Exhibits.

(d) Exhibits

99.1 Business update presentation dated March 19, 2015, which is being furnished pursuant to Item 7.01.

The inclusion in this Current Report or in Exhibit 99.1 of a reference to Avista Corp.’s Internet address shall not, under any circumstances, be deemed to incorporate the information available at such Internet address into this Current Report. The information available at Avista Corp.’s Internet address is not part of this Current Report or any other report furnished or filed by Avista Corp. with the Securities and Exchange Commission.

SIGNATURES

Pursuant to the requirements of the Securities Exchange Act of 1934, the registrant has duly caused this report to be signed on its behalf by the undersigned thereunto duly authorized.

AVISTA CORPORATION

(Registrant)

Date: March 18, 2015

/s/ Marian M. Durkin

Marian M. Durkin
Senior Vice President, General Counsel
and Chief Compliance Officer



Positioned for performance: An overview of 2014 and beyond

West Coast Seminar, Las Vegas
March 2015

NYSE: AVA

www.avistacorp.com

Disclaimer

All forward-looking statements are Avista management's present expectations of future events and are subject to a number of factors and uncertainties that could cause actual results to differ materially from those described in the forward-looking statements.

For more information on such factors and uncertainties, consult Avista's most recent form 10-K and 10-Q, which are available on our website at www.avistacorp.com



Strong and stable utility core

Avista Utilities

- Regulated electric and natural gas operations
- Serves customers in Washington, Idaho and Oregon
- Contributes about 95% of earnings

Alaska Electric Light & Power Company (AEL&P)

- Regulated electric operations
- Serves customers in City and Borough of Juneau



*Long history of service, trust,
innovation and collaboration*

Photo: Spokane River Upper Falls

Steadily building long-term value

Projecting earnings and dividend growth of 4% to 5%

Avista Utilities	<ul style="list-style-type: none">▪ 5% to 6% rate base growth through utility capital investments<ul style="list-style-type: none">▫ Upgrading infrastructure▫ Grid modernization▪ Customer and load growth (~1%)
Alaska Electric Light & Power Company (AEL&P)	<ul style="list-style-type: none">▪ Strong near-term rate base growth through investment in generation▪ Customer and load growth (~1%)▪ Evaluating LNG/LDC* opportunities
Strategic Investments	<ul style="list-style-type: none">▪ Developing platforms for future growth<ul style="list-style-type: none">▫ Targeting expanded natural gas services via LNG▫ Exploring data science and advanced analytics

Reliably building value for our customers, investors, communities and employees

*LNG: Liquefied natural gas
LDC: Local distribution company



Avista Utilities

Significant investments in utility infrastructure



Strong foundation and deep dedication to accomplish great things

Providing safe and reliable service for 125+ years

- Diverse customer base
 - 30,000 square mile service territory
 - Service area population 1.5 million
 - 370,000 electric customers
 - 330,000 natural gas customers
- Strong customer focus
 - 90% percent or better customer satisfaction ratings every year since 1999
 - Developing key customer initiatives
- Invested in our communities
 - More than \$1.5 million per year in charitable donations and over 48,000 volunteer hours from our employees



A responsible mix of generation

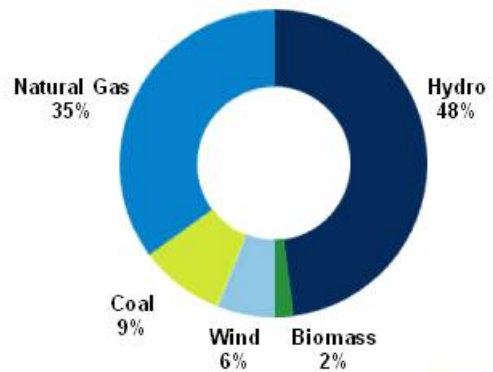
Founded on clean, renewable hydropower

- Strategy is to control a portfolio of resources that responsibly meet our long-term energy needs
- Long resources until 2020; plan to add two 83 MW single-cycle CTs by the beginning of 2020 and the end of 2023
- Exceeds Washington state's 15% Renewable Portfolio Standard for the next 20+ years



Noxon Rapids Dam

Avista Utilities Electricity Generation Resource Mix*
As of Dec. 31, 2014



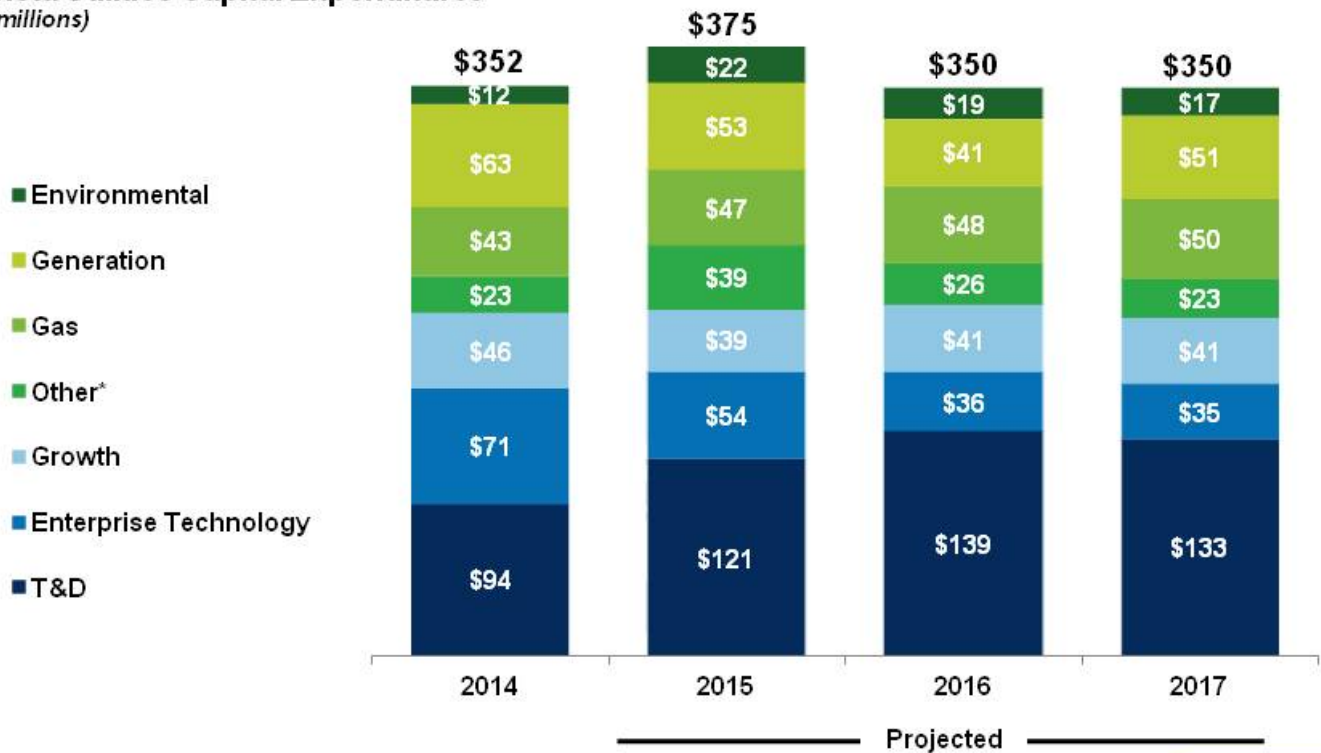
*Based on maximum capacity
Excludes AEL&P



Significant investments to upgrade all systems

5% to 6% rate base growth

Avista Utilities Capital Expenditures** (\$ millions)



* Other includes Facilities and Fleet

** Excludes planned capital expenditures at AEL&P of \$15 million in 2015, 2016 and 2017



Investing in our utility

Preserving and enhancing service reliability



Advanced Metering Infrastructure (AMI)



Aldyl A Natural Gas Pipe Replacement



Nine Mile Falls Rehab



Grid Modernization



Little Falls Plant Upgrade



Driving effective regulatory outcomes

Continued recovery of costs and capital investments

Washington



- Filed a general rate case Feb. 9, 2015 designed to increase electric base revenues by \$33.2 million and natural gas base revenues by \$12.0 million
- Based on 48% equity ratio and 9.9% return on equity
- The Washington Utilities and Transportation Commission has up to 11 months to review

Oregon



- On March 6, 2015, filed an all-party Amended Settlement Stipulation with the Oregon Commission which we believe remedies the issues raised by the Commission in their February 23 rejection of the Original Settlement Stipulation
- Under the new terms, Avista will receive a net revenue increase of \$5.0 million effective April 16, 2015 compared to a net revenue increase of \$5.0 million effective March 1, 2015
- Based on 51% equity ratio and 9.5% return on equity
- Subject to commission approval

Idaho



- Planning to file a general rate case on or after June 1, 2015

Alaska Electric Light & Power Company (AEL&P)

Growing the utility core



Oldest regulated electric utility in Alaska, founded in 1893

- Serves 16,000 electric customers in the City and Borough of Juneau, meeting nearly all of its energy needs with hydropower
- One of the lowest cost electric utilities in the state
- Approved capital structure of 53.8% equity and an authorized return on equity of 12.875%



Juneau, Alaska



New Products & Services



Develop and deploy new infrastructure and related energy products and services in greater Juneau

Natural Gas LDC via LNG



Establish pathways for bringing natural gas to Juneau and southeast Alaska as an alternative to diesel fuel

Strategic Investments

Developing platforms for future growth



Creating new growth platforms

- Expand natural gas services via LNG
 - Salix (subsidiary)
 - Generation – diesel substitution
 - Marine fueling
 - Rail fueling

- Targeted investments
 - Plum Energy
 - Small LNG project investments
 - TROVE
 - Leverage AMI data through applied analytics



Financial

Performance Metrics



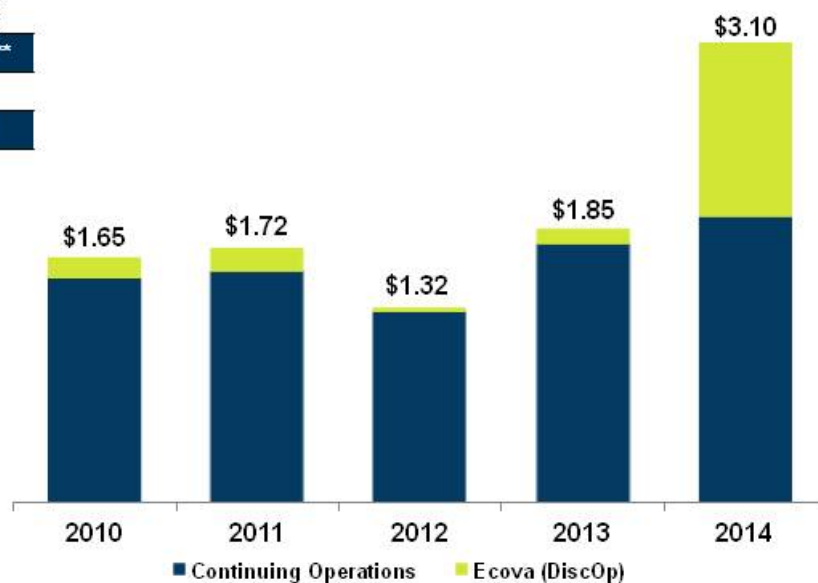
Continued earnings growth

Total Earnings per Diluted Share Attributable to Avista Corporation

Business Segments	2014	2013
Avista Utilities	\$1.83	\$1.81
AEL&P	\$0.05	-
Other	\$0.05*	\$(0.08)
Continuing Operations – Diluted EPS	\$1.93	\$1.74**
Ecova (DiscOp)	\$1.17	\$0.12
TOTAL – Diluted EPS	\$3.10	\$1.85

* Includes \$0.09 from the California power markets litigation settlement, net of the Avista Foundation contribution

** Segments don't add to total due to intersegment transactions



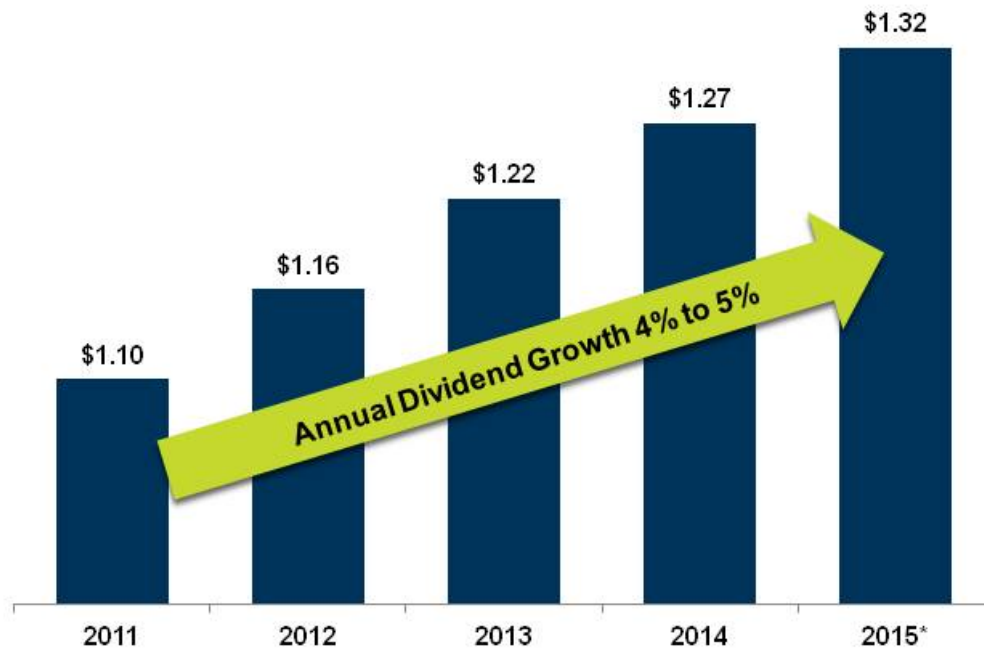
2015 Earnings Guidance	
Avista Utilities	\$1.81 - \$1.95
Alaska Electric Light and Power Company	\$0.08 - \$0.12
Other	\$(0.03) - \$(0.01)
Consolidated	\$1.86 - \$2.06

Guidance Assumptions

- Our outlook for Avista Utilities and AEL&P assumes, among other variables, normal precipitation, temperatures and hydroelectric generation for the remainder of the year. Our outlook for Avista Utilities also includes the expected impact from decoupling in Washington.
- Our guidance range for Avista Utilities encompasses expected variability in power supply costs and the application of the ERM to that power supply cost variability.
- The midpoint of our guidance range for Avista Utilities does not include any benefit or expense under the ERM. In 2015, we expect to be in a benefit position under the ERM within the 90% customer/10% company sharing band, which is expected to add \$0.05 to \$0.06 per share to Avista Utilities' earnings.
- Our earnings guidance range previously assumed we would repurchase 4 million shares of common stock through our 2014 stock repurchase program by the end of 2014. By not fully completing this stock repurchase program and in turn not issuing any common stock during 2015 other than those under employee plans, we expect earnings dilution of approximately \$0.03 per share in 2015.

Attractive and growing dividend

Dividend growth expected to keep pace with long-term earnings growth



*Current quarterly dividend of \$0.33 annualized

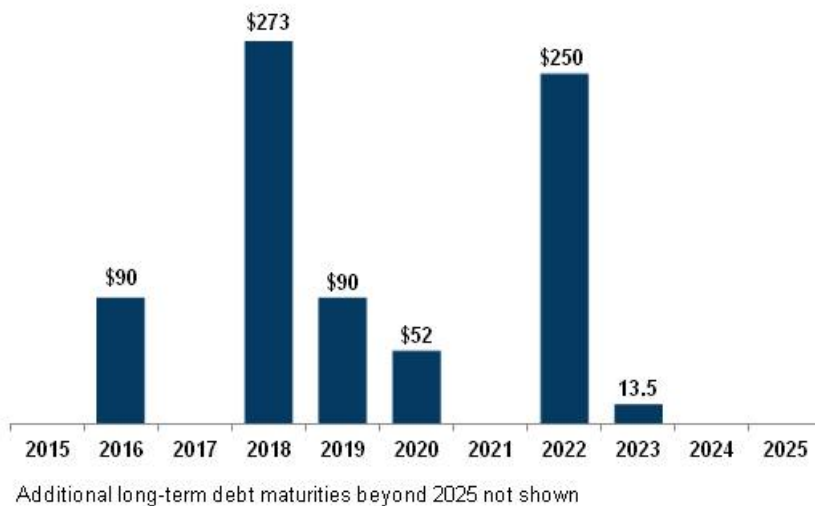


Prudent balance sheet and liquidity

\$262.4 million of available liquidity at Avista Corp. as of Dec. 31, 2014

- Jan. 2, 2015, we initiated a stock repurchase program for up to 800,000 shares that continues through March 31, 2015
- In 2015, we expect to issue approximately \$125 million of long-term debt at Avista Corp.

No significant maturities until 2018
(\$ millions)



Consolidated Capital Structure
Dec. 31, 2014



An attractive investment

- Strong and responsible core utility
 - Investing substantially to modernize infrastructure and upgrade systems
 - Steady returns and attractive dividend yield*
 - One of the greenest utilities in the U.S.**
- Focus on utility growth
 - Selective acquisition of AEL&P
 - Developing new products and services and supporting economic development throughout service area
 - Exploring LDC opportunity in Alaska
- Positioning for future
 - Strategically investing in ways to extend access to natural gas via LNG and leverage AMI data through applied analytics
 - Track record of innovation (e.g. Itron, ReliOn, Ecova)



Reliably building value for our customers, investors, communities and employees

* Dividend yield 4.0% based on stock price as of March 16, 2015

** Source: *Benchmarking Air Emissions of the 100 Largest Power Producers in the United States*, NRDC, May 2014

Photo: Spokane River Monroe Street and Huntington Park

We welcome your questions



Company Contact

Jason Lang, Investor Relations Manager
509-495-2930

jason.lang@avistacorp.com

www.avistacorp.com

AVISTA