

UNITED STATES  
SECURITIES AND EXCHANGE COMMISSION  
Washington D.C. 20549

FORM 8-K

CURRENT REPORT

PURSUANT TO SECTION 13 OR 15(d) OF  
THE SECURITIES EXCHANGE ACT OF 1934

Date of Report (Date of earliest event reported): March 22, 2017

**AVISTA CORPORATION**

(Exact name of registrant as specified in its charter)

**Washington**

(State of other jurisdiction of  
incorporation)

**1-3701**

(Commission  
file number)

**91-0462470**

(I.R.S. Employer  
Identification No.)

**1411 East Mission Avenue, Spokane, Washington**

(Address of principal executive offices)

**99202-2600**

(Zip Code)

Registrant's telephone number, including area code:

Web site: <http://www.avistacorp.com>

**509-489-0500**

---

(Former name or former address, if changed since last report)

Check the appropriate box below if the Form 8-K filing is intended to simultaneously satisfy the filing obligation of the registrant under any of the following provisions:

- Written communications pursuant to Rule 425 under the Securities Act (17 CFR 230.425)
- Soliciting material pursuant to Rule 14a-12 under the Exchange Act (17 CFR 240.14a-12)
- Pre-commencement communications pursuant to Rule 14d-2(b) under the Exchange Act (17 CFR 240.14d-2(b))
- Pre-commencement communications pursuant to Rule 13e-4(c) under the Exchange Act (17 CFR 240.13e-4(c))

## Section 7 – Regulation FD Disclosure

### Item 7.01 Regulation FD Disclosure.

On March 23, 2017, management of Avista Corporation (Avista Corp. or the Company) will be participating in meetings with investors and analysts at the West Coast Utilities Seminar hosted by Williams Capital Group L.P. in Las Vegas, Nevada. The same business update presentation will be used at all of the meetings. A copy of the business update presentation is furnished as Exhibit 99.1 and is available in the “Investors” section of Avista Corp.’s website at <http://investor.avistacorp.com/phoenix.zhtml?c=97267&p=irol-calendarpast>.

As part of this update, Avista Corp. expects to confirm earnings guidance for 2017. The 2017 earnings guidance was included in Avista Corp.’s fourth quarter and fiscal year 2016 earnings release furnished on Form 8-K on February 22, 2017. The 2017 earnings guidance is subject to the risks, uncertainties and other factors set forth or referred to in such earnings release and the Company’s annual report on Form 10-K for the year ended December 31, 2016.

The information in this report, including Exhibit 99.1, shall not be deemed “filed” for purposes of Section 18 of the Securities Exchange Act of 1934, nor shall it be incorporated by reference in any filing under the Securities Act of 1933, except as shall be expressly set forth by specific reference in such filing.

## Section 9 - Financial Statements and Exhibits

### Item 9.01 Financial Statements and Exhibits.

#### (d) Exhibits

99.1 Business update presentation dated March 23, 2017, which is being furnished pursuant to Item 7.01.

The inclusion in this Current Report or in Exhibit 99.1 of a reference to Avista Corp.’s Internet address shall not, under any circumstances, be deemed to incorporate the information available at such Internet address into this Current Report. The information available at Avista Corp.’s Internet address is not part of this Current Report or any other report furnished or filed by Avista Corp. with the Securities and Exchange Commission.

### SIGNATURES

Pursuant to the requirements of the Securities Exchange Act of 1934, the registrant has duly caused this report to be signed on its behalf by the undersigned thereunto duly authorized.

AVISTA CORPORATION

---

(Registrant)

Date: March 22, 2017

/s/ Mark T. Thies

---

Mark T. Thies  
Senior Vice President,  
Chief Financial Officer, and Treasurer



# Positioned for performance: An overview of 2016 and beyond

West Coast Utilities Seminar  
Las Vegas, Nevada  
March 23, 2017

NYSE: AVA

[www.avistacorp.com](http://www.avistacorp.com)

---

## Disclaimer

---

All forward-looking statements are Avista management's present expectations of future events and are subject to a number of factors and uncertainties that could cause actual results to differ materially from those described in the forward-looking statements.

For more information on such factors and uncertainties, consult Avista's most recent form 10-K and 10-Q, which are available on our website at [www.avistacorp.com](http://www.avistacorp.com)



## Strong and stable utility core

---

### Avista Utilities

- Regulated electric and natural gas operations
- Serves customers in Washington, Idaho and Oregon
- Contributes about 95% of earnings

### Alaska Electric Light & Power Company (AEL&P)

- Regulated electric operations
- Serves customers in City and Borough of Juneau



*Long history of service, trust,  
innovation and collaboration*

*Photo: Spokane River Upper Falls*

# Steadily building long-term value

## Projecting long-term earnings and dividend growth of 4% to 5%

<b>Avista Utilities</b>	<ul style="list-style-type: none"><li>▪ 5% to 6% rate base growth through utility capital investments<ul style="list-style-type: none"><li>▫ Upgrading infrastructure; grid modernization</li></ul></li><li>▪ Customer and load growth ~1%</li><li>▪ Near-term earnings are challenged due to 2016 Washington rate order<ul style="list-style-type: none"><li>▫ Committed to reducing timing lag and align our earned returns with those authorized by the 2019-2020 time period</li></ul></li></ul>
<b>AEL&amp;P</b>	<ul style="list-style-type: none"><li>▪ Strong near-term rate base growth through investment in generation</li><li>▪ Customer and load growth ~1%</li></ul>
<b>Strategic Investments</b>	<ul style="list-style-type: none"><li>▪ Developing platforms for future growth<ul style="list-style-type: none"><li>▫ Targeting expanded natural gas services via LNG*</li><li>▫ Exploring data science and advanced analytics</li><li>▫ Investing in emerging technologies</li></ul></li></ul>

*Reliably building value for our customers,  
investors, communities and employees*

\*LNG: Liquefied natural gas



---

# Avista Utilities

## Investments in utility infrastructure



# Solid foundation and continued commitment to innovation

## Providing safe and reliable service for 128 years

- Diverse customer base
  - 30,000 square mile service territory
  - Service area population 1.6 million
    - 377,000 electric customers
    - 340,000 natural gas customers
- Strong customer focus
  - 90% percent or better customer satisfaction ratings every year since 1999
  - Developing key customer initiatives
- Invested in our communities
  - More than \$2 million per year in charitable donations and over 48,000 volunteer hours from our employees



Information as of Dec. 31, 2016





# A responsible mix of generation

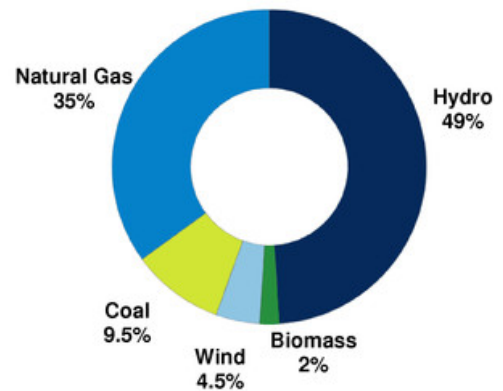
## Founded on clean, renewable hydropower

- Strategy is to control a portfolio of resources that responsibly meet our long-term energy needs
- Long resources through 2021; evaluating preferred resource strategy and will file an electric Integrated Resource Plan in August
- Exceeds Washington state's 15% Renewable Portfolio Standard for the next 20 years



Post Falls Dam, Idaho

Avista Utilities Electricity Generation Resource Mix\*  
Dec. 31, 2016



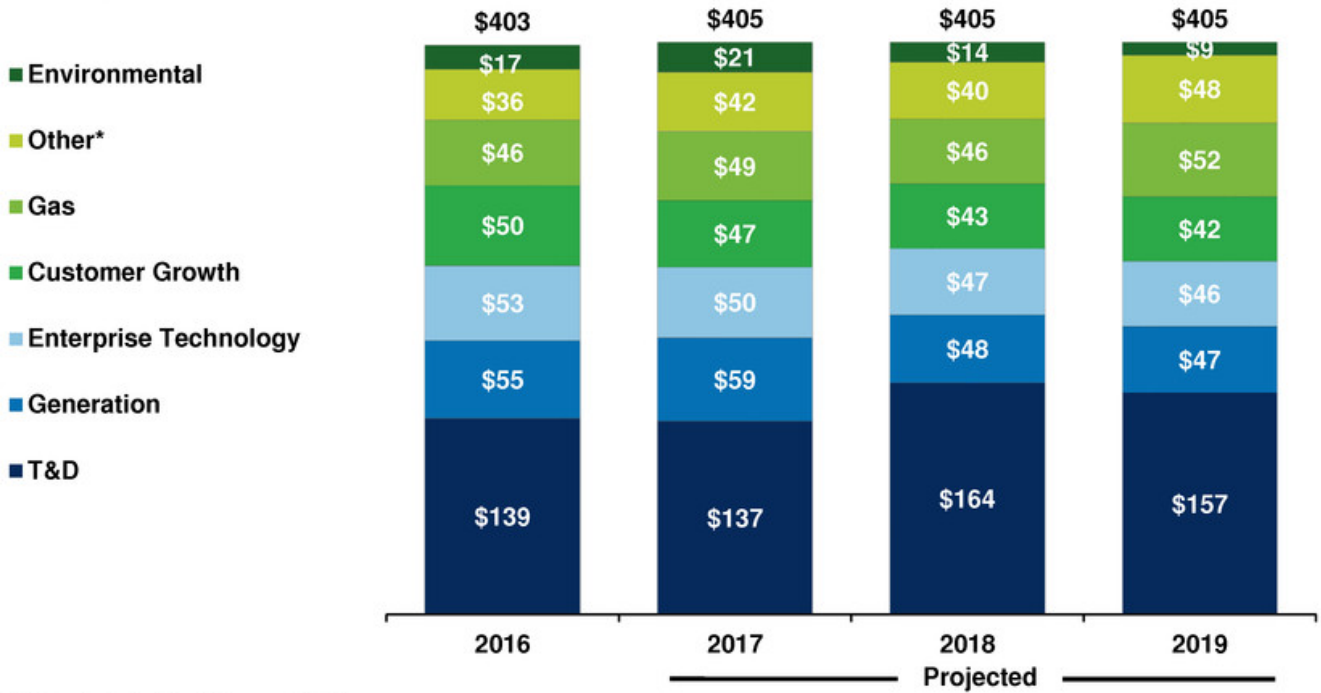
\*Based on maximum capacity  
Excludes AEL&P



# Investments to upgrade our systems

## 5% to 6% rate base growth

**Avista Utilities Capital Expenditures\*\***  
(\$ millions)



\* Other includes Facilities and Fleet

\*\* Excludes capital expenditures at AEL&P of \$16 million in 2016, and projected capital expenditures of \$7 million in 2017, \$7 million 2018 and \$13 million in 2019



# Investing in our utility

## Preserving and enhancing service reliability



**Advanced Metering Infrastructure (AMI)**



**Aldyl A Natural Gas Pipe Replacement**



**Electric Vehicle Pilot Program**



**Grid Modernization**



**Little Falls Plant Upgrade**



# Driving effective regulatory outcomes

## Planned recovery of costs and capital investments

### Washington



- Dec. 15, 2016, received an order which denied the Company's proposed electric and natural gas rate increase requests of \$38.6 million and \$4.4 million, respectively, that were originally filed in February 2016.
- Current electric and natural gas retail rates will remain unchanged in Washington State.
- Dec. 23, 2016, filed a Petition for Reconsideration, or in the alternative, for Rehearing. The Commission denied the petition on Feb. 27, 2017.
- Expect to file a new electric and natural gas general rate case in the second quarter of 2017 that will address the issues raised by the Commission.
- New commissioner, Jay Balasbas, appointed to Commission to begin serving May 1, 2017; pending senate approval.

### Idaho



- Dec. 28, 2016, received approval of all-party settlement agreement designed to increase annual electric base revenues by 2.6% or \$6.3 million, plus continued recovery of \$4.1 million of costs related to Palouse Wind Project through the PCA mechanism.
- Based on a 9.5% return on equity with a 50.0% common equity ratio.
- New rates took effect Jan. 1, 2017.

### Oregon



- Nov. 30, 2016, filed a natural gas rate request to increase revenues by 9% or \$8.5M.
- Request based on 50% equity ratio and 9.9% return on equity.
- The PUC has up to 10 months to review and rule; if approved, new rates would take effect no later than Oct. 1, 2017.

### Alaska



- Sept. 16, 2016, filed an electric general rate request to increase revenues by 8.1% or \$2.8 million.
- An interim rate increase of 3.86% or \$1.3 million was effective Nov. 23, 2016.
- An additional \$2.9 million annually from interruptible service was approved to reduce overall revenue requirement from \$5.7 million to \$2.8 million.
- Request based on a 58% equity ratio and a 13.8% return on equity.
- The RCA has approximately 15 months to rule on the permanent rate increase.
- The statutory timeline for the AEL&P GRC, with the consent of the parties, has been extended to Feb. 8, 2018.

---

# Alaska Electric Light & Power Company (AEL&P)

Growing the utility core

## Oldest regulated electric utility in Alaska, founded in 1893

- Serves 17,000 electric customers in the City and Borough of Juneau, meeting nearly all of its energy needs with hydropower
- One of the lowest-cost electric utilities in the state
- Approved capital structure of 53.8% equity and an authorized return on equity of 12.875%



Juneau, Alaska



---

# Strategic Investments

Developing platforms for future growth



## Creating new growth platforms

---

- Expand natural gas services via LNG
  - Salix (subsidiary)
    - Generation – diesel substitution
    - Marine fueling
    - Rail fueling
  - Targeted investments
    - Energy Impact Partners
      - Private equity fund that invests in emerging technologies, products, services, and business models throughout electricity supply chain with a collaborative, strategic investment approach
    - Plum Energy
      - Small LNG project investments
    - TROVE
      - Leverage AMI, consumer and other data through predictive analytics





---

# Financial Performance Metrics

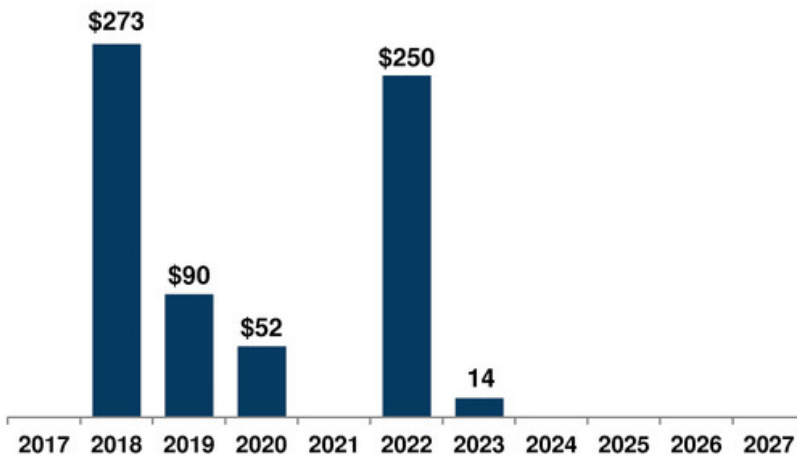


## Prudent balance sheet and liquidity

### \$245.6 million of available liquidity at Avista Corp. as of Dec. 31, 2016

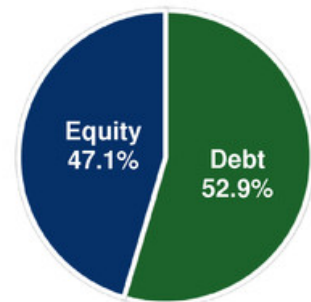
- In 2016, issued and sold \$175.0 million of first mortgage bonds due in 2051
- Issued 1.6 million shares of common stock under our sales agency agreements for total net proceeds of approximately \$65 million as of Dec. 31, 2016
- In second half of 2017, expect to issue approximately \$110.0 million of long-term debt and up to \$70.0 million of common stock

#### No significant maturities until 2018 (\$ millions)



Additional long-term debt maturities beyond 2027 not shown

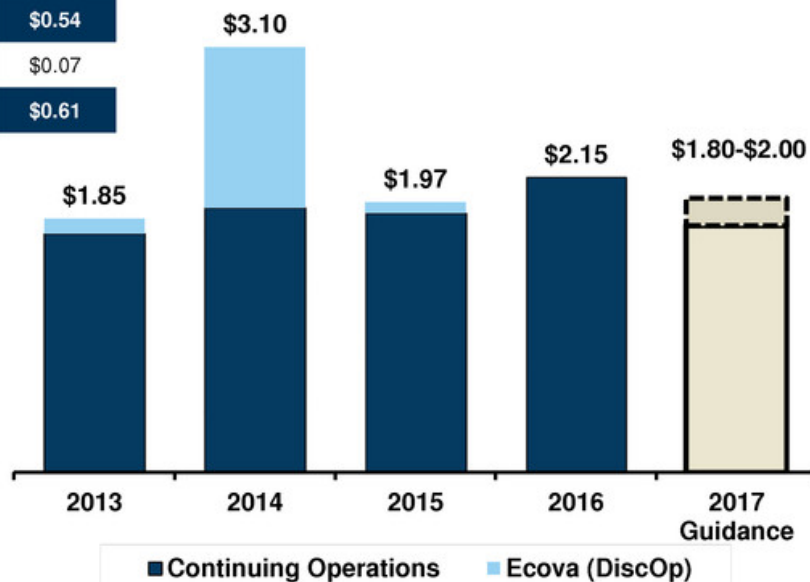
#### Consolidated Capital Structure Dec. 31, 2016



## Continued long-term earnings growth

### Total Earnings per Diluted Share Attributable to Avista Corporation

Business Segments	Q4 2016	Q4 2015
Avista Utilities	\$0.59	\$0.51
AEL&P	\$0.05	\$0.04
Other	\$(0.02)	\$(0.01)
<b>Continuing Operations – Diluted EPS</b>	<b>\$0.62</b>	<b>\$0.54</b>
Ecova (DiscOp)	-	\$0.07
<b>TOTAL – Diluted EPS</b>	<b>\$0.62</b>	<b>\$0.61</b>



## 2017 Earnings negatively impacted by Washington order

2017 Earnings Guidance	
Avista Utilities	\$1.71 – \$1.85
AEL&P	\$0.10 – \$0.14
Other	\$(0.01) – \$0.01
<b>Consolidated</b>	<b>\$1.80 – \$2.00</b>

### Guidance Assumptions

- Our outlook for Avista Utilities assumes, among other variables, normal precipitation, temperatures and hydroelectric generation for the remainder of the year.
- Our outlook for AEL&P assumes, among other variables, normal precipitation, temperatures and hydroelectric generation for the remainder of the year.
- Our guidance range for Avista Utilities encompasses expected variability in power supply costs and the application of the ERM to that power supply cost variability.
- As a change from earnings guidance in prior years, the midpoint of our Avista Utilities guidance range for 2017 includes \$.07 of expense under the ERM; which is within the 90 percent customers/10 percent shareholders sharing band. The impacts of the ERM are included in the midpoint of our guidance for 2017 as power supply costs were not reset in the Washington order for 2017.
- Our earnings guidance range results in an expected return on equity range for Avista Utilities of 7.4 percent to 7.8 percent. The difference between our authorized ROE and expected ROE is made up of continued unrecovered structural costs of 70 to 90 basis points (bps) and 100 to 120 bps of regulatory timing lag directly associated with the Washington jurisdiction and resulting from the 2016 order.

## Attractive and growing dividend

Dividend growth expected to keep pace with long-term earnings growth



\*Current quarterly dividend of \$0.3575 annualized



# An attractive investment

- Strong and responsible core utility
  - Investing substantially to modernize infrastructure and upgrade systems
  - Steady returns and attractive dividend yield
  - One of the greenest utilities in the U.S.\*
  - Committed to reducing current regulatory timing lag of 100-120 bps by the 2019-2020 time period
  
- Focus on utility growth
  - Selective acquisitions
  - Developing new products and services and supporting economic development throughout service area
  
- Positioning for the future
  - Strategically investing in ways to extend access to natural gas via LNG, leverage AMI data through applied analytics, gain insight into leading-edge energy solutions
  - Track record of innovation (e.g. Itron, ReliOn, Ecova)



***Reliably building value for  
our customers, investors,  
communities and employees***

*Photo: Cabinet Gorge Dam*

\*Source: *Benchmarking Air Emissions of the 100 Largest Power Producers in the United States*, NRDC, July 2016

# We welcome your questions

---

## Company Contact

Lauren Pendergraft, Investor Relations Manager

509-495-2998

[Lauren.pendergraft@avistacorp.com](mailto:Lauren.pendergraft@avistacorp.com)

[www.avistacorp.com](http://www.avistacorp.com)



*Photo: Huntington Park, Spokane, Wash.*

